



GYMNASIUM & HEALTH EQUIPMENT LTD.



PRODUCT CATALOGUE

121 Nugget Ave. Unit B
Toronto, ON M1S 3B1
1-800-564-5708



WWW.GYM-HEALTH.COM

TABLE OF CONTENTS

BASKETBALL.....	3-17
GYMNASIUM CURTAINS	18-22
RETRACTABLE STAGE.....	23-24
WALL PADDING	25
FLOOR MATS	25-26
CRASH MATS	27
FLOOR SOCKETS.....	28
VOLLEYBALL.....	29-35
GROUND SLEEVES	35
BADMINTON	36
TENNIS	37
TETHERBALL	37
TRIPLE HOOP GAME.....	37
SOCCER.....	38-41
FOOTBALL.....	41-42
BASEBALL	41
BALL CARTS.....	43
INDOOR BENCHES.....	44
BIKE RACKS.....	45
TOT DOCK	45
SPECTATOR SEATING.....	46-55
MOTORIZED SCREEN SYSTEMS	56-57
INDEX.....	58
WARRANTY - TERMS AND CONDITIONS	59

ACCESSORIES



TW-2000 Winch
See Page 10



Backboards
See Pages 11-12



Goals
See Pages 13-15



BB-49 Posilok
See Page 10



Tossbacks
See Page 17



Backboard Padding
(Cushion Edge)
See Page 16

BASKETBALL

BB-17

CEILING SUSPENDED SINGLE HUNG MAST

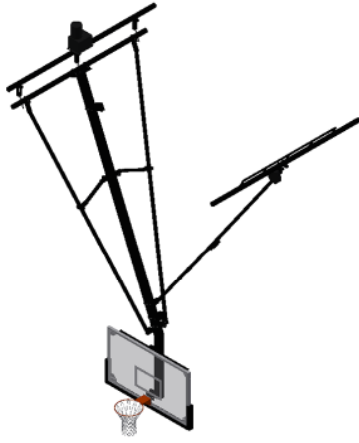
FORWARD FOLDING- REAR BRACED BACKSTOP 5486.4 mm to 15240 mm
(18' to 50')




Typical use is as a main court basketball unit. Can also be used in front of stages, over bleachers, in front of mezzanines or windows where walls will not support or wall space does not allow wall mounted units. Installed in gymnasiums to a ceiling height up to 15,240 mm (50' 0"). All metal parts are painted with one coat of semi-gloss rust inhibitive enamel. Standard paint colour is **Black, White or Royal Blue**. Custom colours available upon request. Priced per Job

BASKETBALL

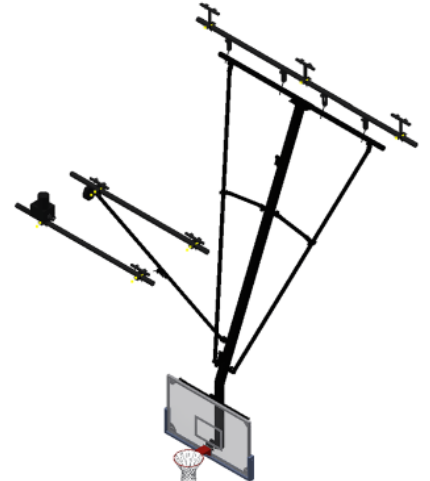
BB-17 Folding Options



Side Fold Side Braced Bent Mast



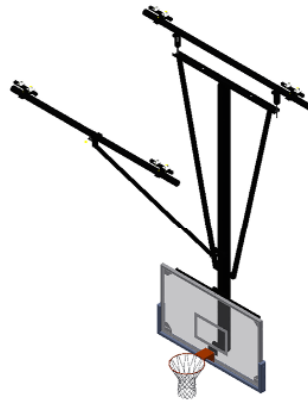
Front Fold Front Braced Mast



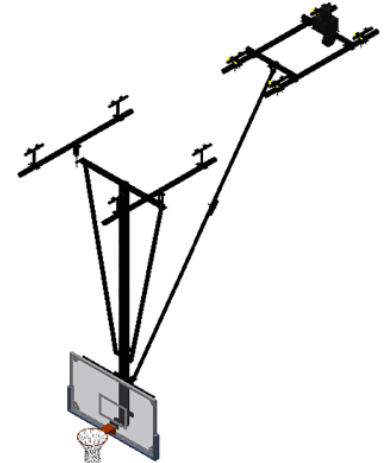
Front Fold Front Braced Bent Mast



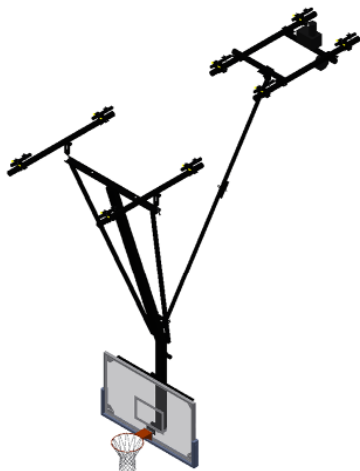
Front Fold Rear Braced



Front Or Back Braced Fixed



Rear Braced Rear Fold

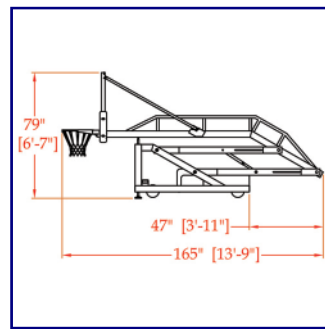


Rear Braced Rear Fold Bent Mast

BASKETBALL

Portable Indoor Systems

The "ELITE" Series of Adjustable Portable Backstops

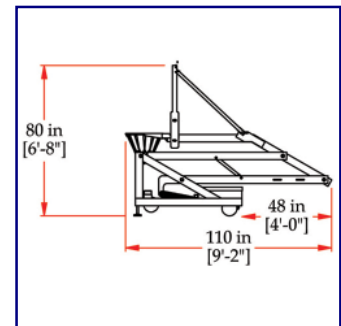


JAYPRO ELITE 5400

- This versatile sidcourt unit features a 54" (1371.6 mm) extension.
- 42" X 54" (1066.8 mm X 1371.6 mm) unbreakable glass backboard with a **Limited Lifetime Warranty**.
- Direct mount Collegiate "Revolution" goal with a **7 Year Limited Warranty**.
- Adjustable in 6" (152.4 mm) increments from 8' to 10' (2438.4 mm to 3048 mm) from the floor.
- Convenient handle for easy spring aided set up and height adjustment.
- Optional rear anchor kit sold separately..
- Edge padding for 54" (1371.6 mm) backboard only comes in scarlet, gray or royal blue. Optional graphics on padding.
- 800 lbs. (362.9 Kg) of ballast included.

The ELITE 9600 is JAYPRO's BEST Competition Goal!

- 96" (2438.4 mm) extension.
- 42" X 72" (1066.8 mm X 1828.8 mm) unbreakable glass backboard.
- Direct mount 180° break away goal.
- Adjustable in 6" (152.4 mm) increments from 8' to 10' (2438.4 mm to 3048 mm).
- Convenient handle for easy spring aided set up and height adjustment.
- Bolt on backboard padding.
- Six 8" (203.2 mm) diameter non-marking, non-skid wheels for easy transport.
- Double rear wheels to help widen the load
- Stabilizing front foot pads independently adjustable for leveling the unit.
- Rear anchor kit included to meet NCAA and NFHS rules for Competition Portable Goals.
- Instock padding of royal blue or red, other colours available. Optional graphics on padding.
- 1000 lbs. (453.6 Kg) of ballast included.)



BASKETBALL

BB-10

BB-10 SIDE SWING WALL MOUNTED BACKSTOP BB-10RG (For Rectangular Glass Backboards)

Used where game lines and activities interfere with backstop extension. A specially designed telescoping arm allows backstop to swing smoothly and easily against the wall. Folds out easily and locks into place for game use. Can also be used as a practice backstop when folded to the wall. Framework is made of 50.8 mm (2") x 3.175 mm (.125) wall square tubing. Can be used with Aluminum or Steel backboards. A **BB-10RG** can be also used with Rectangular Glass backboards. Wall anchors extra.

Note: Minimum extension has to be 1524 mm (5'-0") to allow for unit to fold properly. Maximum extension is 2743.2 mm (9'-0"). Backboards and goals must be purchased separately.

Priced per Job



BB-11

BB-11 WALL MOUNTED SWING-UP BACKSTOP BB-11RG (For Rectangular Glass Backboard)

This backstop can be folded up out of the way if game lines and other gym activities interfere with backstop extension. Can be used as a main court backstop. This economical backstop is equipped with mechanical winching to fold up. Framing is constructed from 50.8 mm (2") x 3.175 mm (.125) wall square tubing. Can be used with Aluminum or Steel backboards. A **BB-11RG** can also be used with Rectangular Glass backboards. Wall anchors extra. Note: Minimum extension 1524 mm (5'-0") and maximum extension 2743.2 mm (9'-0"). Backboards and goals must be purchased separately.

Priced per Job

FOR ACCESSORIES SEE:

Backboards (page 11-12)

Goals (page 13-15)

Winches (page 10)

Height Adjusters (Page 8)



BB-11 shown with manual winch and steel fan board.
(BB-3 Height Adjuster not included, priced extra)

BASKETBALL

BB-12

FIXED WALL MOUNTED BACKSTOP

An economical backstop to be used for practice only and where the extension does not interfere with other game lines or activities. Minimum extension 609.6 mm (24") - maximum extension 3048 mm (10'). Constructed from 50.8 mm (2") square x 3.175 mm (.125) wall tubing. Safety cable supports. Framework is Royal Blue or other colours as specified by customer. Can be used with Aluminum or Steel backboards. Wall anchors extra. Backboard and Goal must be ordered separately.

Priced per Job

Shipping Wt. Per Job



(Shown with BB-22 Steel Fan Backboard and BB-30 Goal)
(BB-3 Height Adjuster not included, priced extra)

BB-2

HEIGHT ADJUSTABLE BACKSTOP

This height adjustable unit can be mounted directly to the wall. Goal can be moved up and down from 2438.4 mm (8') to 3048 mm (10') for use with any age group. Framing is constructed from 50.8 mm (2") square tubing. Height adjuster crank handle supplied. Maximum extension from wall is 609.6 mm (24"). Can be used with Aluminum or Steel backboards. Wall anchors extra. Backboard and Goal must be ordered separately.

Shipping Wt. 61.2 Kg (135 lbs.)



BASKETBALL



BB-1-I INTERIOR PRACTICE BASKETBALL BACKSTOP

Indoor practice unit that attaches directly to an interior gym wall. Brackets are supplied painted. Available in 152.4 mm, 304.8 mm, 609.6 mm (6", 12" or 24") extensions. Can be used with Aluminum or Steel backboards. Wall anchors extra. Backboard and Goal must be ordered separately.

BB-1-I-6"	Shipping Wt. 11.8 Kg (26 lbs.)
BB-1-I-12"	Shipping Wt. 14.5 Kg (32 lbs.)
BB-1-I-24"	Shipping Wt. 23.6 Kg (52 lbs.)

Shown with BB-3 Height Adjuster (not included, priced extra)



BB-3 HEIGHT ADJUSTABLE ADAPTER FRAMING

Can be used to convert any basketball unit to allow convenient raising and lowering of goal for use with any age group. Raises or lowers backboards to any height between 2438.4 mm and 3048 mm (8' and 10'). The two vertical guide rails made of 38.1 mm (1 1/2") square tubing extend approximately 114.3 mm (4 1/2") in front of existing backstop framing. Height adjuster is raised and lowered manually using the supplied crank handle.

Shipping Wt. 54.4 Kg (120 lbs.)



BB-1-O EXTERIOR PRACTICE BASKETBALL BACKSTOP

Practice units that attach directly to an exterior wall. Exterior brackets are supplied with a hot dipped galvanized finish. Available in 152.4 mm, 304.8 mm, 609.6 mm (6", 12" or 24") extensions. Can be used with Aluminum or Steel backboards. Wall anchors extra. Backboard and Goal must be ordered separately.

BB-1-O-6"	Shipping Wt. 11.8 Kg (26 lbs.)
BB-1-O-12"	Shipping Wt. 14.5 Kg (32 lbs.)
BB-1-O-24"	Shipping Wt. 23.6 Kg (52 lbs.)



BB-1171 ELECTRIC HEIGHT ADJUSTER

Raises or lowers backboards to any height between 2438.4 mm and 3048 mm (8' and 10'). Direct goal attachment to transfer any stress and load from the goal to the backstop's structure instead of depending on the backboard for support. Key switch operated.

Shipping Wt. 41.7 Kg (92 lbs.)

BASKETBALL

BB-19 GOOSENECK SINGLE POST OUTDOOR BASKETBALL BACKSTOP



An ideal backstop to be installed in school yards, playgrounds and parking lot areas for outdoor basketball games. Gooseneck post offers clean appearance to any playground and unobstructed freedom under basket, together with superior rigidity. Pipe is 114.3 mm (4 1/2") O.D. round x 4.7752 mm (.188) wall H.S.S. hot dipped galvanized. Shown with a BB-23B Aluminum Backboard and a BB-31-S Front Mount Super Goal. Backboards, Goals and Goal Post Padding must be ordered separately.

Shipping Wt. 86.2 Kg (190 lbs.)

BB-19-GPP Goal Post Padding


101.6 mm (4") thick X 1828.8 mm (6') high vinyl post padding with 4 velcro fastening straps.

Shipping Wt. 6.8 Kg (15 lbs.)

BB-19-H BRACKET

H mounting bracket for BB-19 post. To accommodate any backboard with a mounting pattern of 889 mm (35") horizontal and 508 mm (20") vertical. Not needed if using BB-23B Aluminum Backboard.

Shipping Wt. 16.3 Kg (36 lbs.)



BB-18 SINGLE OR DOUBLE SIDED OUTDOOR BASKETBALL BACKSTOP



An ideal backstop to be installed in school yards, playgrounds and parking lot areas for outdoor basketball games. Single post adjustable unit offers clean appearance, flexibility and longlasting durability. It can be a single or double sided backstop (as shown) or with two backboards at different height levels to suit various age groups. Main pipe is 88.9 mm (3 1/2") O.D. round x 54.7752 mm (.188) wall H.S.S. hot dipped galvanized. Shown with BB-22 Steel Backboards and BB-30 Rear Mount Fixed Goals. Backboards, Goals and Goal Post Padding must be ordered separately.

Shipping Wt. 22.7 Kg 50 lbs.)

BB-18-EX Extension Brackets

complete with half clips and hardware. Hot dipped galvanized.

Shipping Wt. 15.9 Kg 35 lbs.)

BB-18-GPP Goal Post Padding

101.6 mm (4") thick X 1828.8 mm (6') high vinyl post padding with 4 velcro fastening straps.

Shipping Wt. 6.8 Kg (15 lbs.)



BASKETBALL

TW2000™ Torkwinch Electric Winch

The **Torkwinch™ TW2000** is a definite purpose electric winch designed specifically for use on basketball backstop positioning applications. The winch was designed to set a new standard in terms of safety, simplicity of installation, space efficiency, attractive appearance and ease of use. This electric 1HP/.75 KW winch will raise and lower any conventional basketball backstop from a BB-11 wall swing-up type to BB-17 ceiling mounted units. This winch comes complete with key up-down switching and heavy duty limit switches controlling the raised and lowered positions of the backstop.

Weight 29 Kg (64 lbs.)



Keyswitch and Key


QR4 LYNRUS Electric Winch



Torkwinch™ TW700 Manual Winch

A new winch specifically designed to improve safety and convenience in manual winching applications.

Weight 17 Kg (38 lbs.)



The **LYNRUS QR4** is designed to raise and lower basketball backstops from a BB-11 wall swing-up type to BB-17 ceiling mounted units. The 3/4HP winch with a newly designed limit switch has an instantly reversing motor that delivers 1250 pounds of line pull at a speed of 9 ft/minute. A large grooved cable drum ensures long cable life and proper coiling. Positive locking in worm gear provides a strong hold under load. Has maintenance free operation. Remote receivers and control systems available separately.

Weight 31.751 Kg (70 lbs.)



- Fail-Safe - any failure of the checking mechanism will result in the immediate arrest of the reel.
- Manufactured and tested to exceed industry standards. Verified by independent laboratory testing.

Wt 7.7 Kg (17 lbs.)

BB-49-WMK Wall Mounting Kit
BB-49-BMK Beam Mounting Kit



BB-1198 25 Station Remote Control Transmitter



Remote control to operate up to 25 backstops. Raise and lower basketball backstops without keyswitch. LED display. Call for more information.

Weight .5 Kg (1 lbs.)

BB-1199 Remote Control Receiver

1 remote control receiver required for each backstop.

Weight .5 Kg (1 lbs.)

WARNING

**DO NOT OPERATE
BASKETBALL UNIT
WHILE ANYONE IS
UNDERNEATH**

For Service Call
Manufacturing & Equipment Dept.
1-800-564-5708 or 416-291-5545
www.gym-health.com

SS1 - Safety Sign

Sign to be placed under basketball units. Recommended for all winch raised basketball units. Aluminum, rounded corners. 304.8 mm X 304.8 mm (12" X 12"), 7.9 mm (5/16") holes in each corner.

Weight .2 Kg (.5 lbs.)

BB-48 Aut-O-Lok

Safety strap for basketball backstops and gymnasium curtains. The Aut-O-Loc 2 is housed in a robust, heat treated cast aluminum housing that provides ultimate structural integrity when catching even the heaviest of loads. Sensing both speed and acceleration, the fail safe multi-pawl design actuates automatically and precisely when needed.

Wt 9.07 Kg (20 lbs.)

BASKETBALL



BB-29-RG OUTER LIMIT PRO GLASS RECTANGULAR BACKBOARD

Used exclusively in all NBA arenas. Aluminum uni-frame glass backboard with centre strut for four corner mount applications. 12.7 mm (1/2") tempered glass features fired in target and border. Pre-drilled and ready for Pro Mold padding is extra (See page 17). Size 1066.8 mm x 1828.8 mm (42" X 72"). Unconditional Lifetime Warranty. Recommended goal: BB-34-B Snap Back.

Wt. 95.3 Kg (210 lbs.)



BB-29-RG1 OFFICIAL GLASS RECTANGULAR BACKBOARD

12.7 mm (1/2") tempered glass set in durable extruded aluminum frame. Heavy steel goal mounting plates, insulated and strengthened by a 12.7 mm (1/2") acrylic cushioning plate. Cushion edge extra (See page 17). BB-RG1 comes with rim restrainer. 1219.2 mm x 1828.8 mm (48" X 72"). 127 mm X 101.6 mm (5" x 4") hole spacing. Limited* Lifetime Warranty.

Wt. 92.5 Kg (204 lbs.)

*Limited applies to manufacturers defects only. Does not cover abuse, misuse, incorrect installation, transit or weather related damages.



BB-29-RG2 OFFICIAL GLASS RECTANGULAR BACKBOARD

12.7 mm (1/2") tempered glass set in durable extruded aluminum frame. Official border and target area fired into glass. Cushion Edge is extra (See page 17). 1066.8 mm x 1828.8 mm (42" x 72"). 127 mm X 101.6 mm (5" x 4") hole spacing. Limited* Lifetime Warranty.

Wt. 83.5 Kg (184 lbs.)

*Limited applies to manufacturers defects only. Does not cover abuse, misuse, incorrect installation, transit or weather related damages.



BB-29-RG3 CONVERTIBLE RECTANGULAR GLASS BACKBOARD

Built-in adapter allows easy conversion from fan shaped boards. 12.7 mm (1/2") tempered glass set in durable extruded aluminum frame. Heavy steel goal mounting plates, insulated and strengthened by a 12.7 mm (1/2") acrylic plate. Cushion Edge extra (See page 17). 1066.8 mm x 1828.8 mm (42" x 72") 127 mm X 101.6 mm (5" x 4") hole spacing. Limited* Lifetime Warranty.

Wt. 99.8 Kg (220 lbs.)

*Limited applies to manufacturers defects only. Does not cover abuse, misuse, incorrect installation, transit or weather related damages.

GARED® Glass Retention System



Factory Installed Glass Retention System

This remarkable application greatly reduces the dangerous shower of glass pieces typical when backboards shatter and greatly reduces the chance of injury to players, spectators, coaches and officials. A clear polymer laminate is applied to the backside of the backboard and does not affect play in any way. Purchase new boards with Glass Retention System factory installed.

BB-29-RG2CD

GARED® Perimeter LED Light System Kit



Purchase your backboard with perimeter LED lights factory installed. The GARED® Perimeter LED light strips, neatly housed inside custom PVC extrusions, are cleanly interconnected to eliminate the clutter usually found in competitors' systems. Affixed to the outer most part of the back of the glass backboard, the LED lights are easily seen without blocking the view from behind the glass or interfering with the play. They comply with the most recent recommendations from FIBA, NCCA and NBA. The kit includes LED light strips, adapter cable and 120 or 220 Volt AC power supply with 24 Volt AC output. The lights are turned on and off from a signal sent from the shot clock and scoreboard. Please specify shot clock and score board manufacturer and model number.

BB-29-LED

BASKETBALL



BB-22B REAR MOUNTED STEEL FAN-SHAPED BACKBOARD - TARGET AND BORDER

Institutional quality for indoors or outdoors. 12 gauge steel with white powder coated finish and screened target and border. Featured reinforced mounting points, including 2 safety mount holes, reduces vibration. Keyhole slots are positioned at 508 mm (20") vertically by 889 mm (35") horizontal centres for mounting. 889 mm x 1371.6 mm (35" x 54"). Rear goal mounting. 101.6 mm (4") X 92.202 mm (3 5/8") hole spacing. Use BB-30, BB-30S, BB-8566 fixed goals or BB-66 breakaway goal. 5 Year Limited* Warranty.

Wt. 37.7 Kg (83 lbs.)

**Limited applies to manufacturers defects only. Does not cover abuse, misuse, incorrect installation, transit or weather related damages.*



BB-22 REAR MOUNTED STEEL FAN-SHAPED BACKBOARD

Institutional quality for indoors or outdoors. 12 gauge steel with white powder coated finish. Featured reinforced mounting points, including 2 safety mount holes, reduces vibration. Keyhole slots are positioned at 508 mm (20") vertically by 889 mm (35") horizontal centres for mounting. 889 mm x 1371.6 mm x mm (35" x 54"). Rear goal mounting. 101.6 mm (4") X 92.202 mm (3 5/8") hole spacing. Use BB-30, BB-30S, BB-8566 fixed goals or BB-66 breakaway goal.

5 Year Limited* Warranty.

Wt. 37.7 kg (83 lbs.)

**Limited applies to manufacturers defects only. Does not cover abuse, misuse, incorrect installation, transit or weather related damages.*



BB-23B ALUMINUM FAN-SHAPED BACKBOARD - TARGET AND BORDER

Institutional quality for indoors or outdoors. Twelve board reinforced mounting points, including 2 safety mount holes. 127 mm (5") X 114.3 mm (4 1/2") hole spacing. Can be mounted directly to BB-19 outdoor post. Can be mounted to ceiling and wall units also to BB-18 outdoor posts. Use BB-31, BB-31-S, BB-33 or BB-34-A goals. Limited* Lifetime Warranty.

Wt. 22.2 Kg (49 lbs.)

**Limited applies to manufacturers defects only. Does not cover abuse, misuse, incorrect installation, transit or weather related damages.*



BB-28 GLASS FAN-SHAPED BACKBOARD

Institutional quality, meets all high school specifications. Made from 12.7 mm (1/2") tempered glass set in heavy steel frames. 990.6 mm x 1371.6 mm (39" x 54") Mounting keyhole slots are spaced at 508 mm (20") vertical and 889 mm (35") horizontal. Limited* Lifetime Warranty.

Wt. 49.4 Kg (109 lbs.)

**Limited applies to manufacturers defects only. Does not cover abuse, misuse, incorrect installation, transit or weather related damages.*



BB-25-RSB STEEL RECTANGULAR BACKBOARD

Single piece of 12 gauge reinforced steel 1066.8 mm x 1828.8 mm x 38.1 mm (42" x 72" x 1 1/2"). 508 mm (20") X 889 mm (35") mounting centers for attaching board to structure and allow goal replacement without removing board. 127 mm X 127 mm (5" x 5") hole spacing. For indoor or outdoor use.

10 Year Limited* Warranty.

Wt. 59.4 Kg (131 lbs.)

**Limited applies to manufacturers defects only. Does not cover abuse, misuse, incorrect installation, transit or weather related damages.*

BASKETBALL

COMPETITION BREAKAWAY GOALS



BB-33

BB-33 2000+ COLLEGIATE BREAKAWAY GOAL

One of the most widely used goals on glass backboards. Universal goal mounting plate also accommodates other 1066.8 mm (42") and 1219.2 mm (48") rectangular and fan shaped backboards. Full steel wing brace design and continuous no-tie ring provides optimal rim strength. Positive lock pressure setting allows precise fly-back action. Front mount 16.002 mm (5/8") X 457.2 mm (18") single rim. 101.6 mm (4") X 127 mm (5") hole spacing. Anti-whip net and hardware included. Meets NCAA, NFHS & NAIA specifications. Adjustable positive lock mechanism complies with NCAA rim elasticity rules. For indoor use. 4 Year Limited* Warranty.

Wt. 11.3 Kg (25 lbs.)



BB-34

BB-34-A/B SNAP BACK BREAKAWAY GOAL

Used in pro arenas for over 2 decades. Suitable for use with BB-29-RG1 Rectangular 1219.2 mm x 1828.8 mm (48" x 72") glass backboard. Fully adjustable positive lock mechanism is set at 104.33 kg. (230 lbs.) pressure setting which results in a premium fly-back action. Meets NCAA, NFHS, NAIA and NBA® specifications.

BB-34A mounting pattern 127 mm x 127 mm (5" x 5")

BB-34B mounting pattern 127 mm x 101.6 mm (5" x 4")

Net, net cord and hardware included.

10 Year Limited* Warranty on Breakaway Action. 5 Year Limited* Warranty on Rim.

Wt. 11.8 Kg 26 lbs.



BB-32

BB-32A/B MASTER 3000 BREAKAWAY GOAL

The 3000's breakaway mechanism is set to break at 72.575 Kg (160 lbs.) of pressure. Heat treated ball bearings and steel hardened springs create a positive lock pressure setting allowing precise fly-back action. No tie net attachment. 101.6 mm X 127 mm (4" X 5") hole spacing. For indoor use.

10 Year Limited* Warranty on Breakaway Mechanism. 4 Year Limited* Warranty on Rim.

Wt. 11.8 Kg (26 lbs.)



BB-4000

BB-4000 MDG MULTI-DIRECTIONAL BREAKAWAY GOAL

The new 4000 Multi-Directional Breakaway Goal (MDG) is the smoothest 180 degree rim available on the court. Smooth spring action setting allows for premium fly-back action. Unique design allows goal to break in all directions using even force. Full steel wing brace design provides optimal rim strength. Goal is powder-coated to protect from environmental elements. Recommended Backboards: Competition glass. Adjustable positive lock mechanism complies with NCAA rim elasticity rule. For indoor use. 5 Year Limited* Warranty on Rim.

101.6 mm X 127 mm (4" X 5") Hole spacing.

Wt. 10.9 Kg 24 lbs.

INDOOR GYMNASIUM BACKBOARD PACKAGE



Choosing the right backboard, cushion edge and goal for heavy duty, unsupervised play has just become easier. Configuration meets NCAA, NAIA & NFHS specifications. This convenient package includes:

- **BB-29-RG2** 1066.8 mm x 1828.8 mm (42" X 72") Official Aluminum-Framed Glass Backboard
- **BB-33** Collegiate 2000+ Breakaway Rim
- **BB-44** Bolt-On Pro Mold® Backboard Padding (specify colour)

- Black	- Yellow	- Kelly Green	- Maroon
- Purple	- Forest Green	- Scarlet	- Gray
- Royal Blue	- Navy Blue	- Gold	- Brown
- Columbia Blue	- Cardinal		

BACKBDPKGE

Wt. 119.75 Kg (264 lbs)

*Limited applies to manufacturers defects only. Does not cover abuse, misuse, incorrect installation, transit or weather related damages.

BASKETBALL

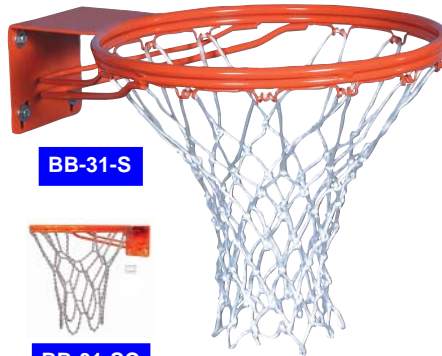
FRONT MOUNT FIXED GOALS



BB-31

BB-31 INSTITUTIONAL FRONT MOUNT FIXED GOAL

STANDARD goal with universal back plate to accommodate most 1066.8 mm (42") and 1219.2 mm (48") rectangular and fan shaped backboards. Front mount 457.2 mm (18") ring of 16 mm (5/8") single rim with heavy steel brace. Continuous no tie ring provides optimal rim strength. Powder coated to protect from environmental elements. 127 mm (5") X 127 mm (5") hole spacing. Suitable for outdoor use. Net and hardware included. 1 Year Limited* Warranty
Wt. 5.9 kg (13 lbs.)



BB-31-S



BB-31-SC

BB-31-S SUPER FIXED FRONT MOUNT GOAL WITH NYLON NET

SUPER goal with universal back plate to accommodate most 1066.8 mm (42") and 1219.2 mm (48") rectangular and fan shaped backboards. 457.2 mm (18") double ring of 16 mm (5/8") round steel welded together with proper spaces to accommodate vandal resistant steel chain net. Powder coated to protect from environmental elements. Net and hardware included. 2 Year Limited* Warranty.

BB-31-S with Nylon Net

Wt. 8.2 Kg (18 lbs.)

BB-31-SC with Steel Chain Net

Wt. 8.6 Kg (19 lbs.)



BB-36



BB-36C

BB-36 TITAN PLAYGROUND SUPER GOAL

A rim designed to last on the toughest playgrounds. Double steel rings 19.05 mm and 12.7 mm (3/4" and 1/2") are welded together and reinforced with 4.7752 mm (3/16") wing plates and a 16 mm (5/8") x 381 mm (15") braces. Continuous no tie ring provides optimal rim strength. 127 mm (5") X 127 mm (5") hole spacing. Universal back plate accommodates 1066.8 mm (42") and 1219.2 mm (48") rectangular and fan-shaped backboards. Net and hardware included. Also available with bumped ring to accept steel chain net. Includes nylon net and mounting hardware. Limited* Lifetime Warranty.

BB-36 with Nylon Net

Wt. 10.4 Kg (23 lbs.)

BB-36C with Steel Chain Net

Wt. 10.9 kg (24 lbs.)

BREAKAWAY GOAL



BB-8800

BB-8800 ENDURANCE BREAKAWAY SLAM

This outdoor playground goal meets the challenges of outdoor elements. 457.2 mm (18") double rings. Unique 19.05 mm (3/4") top ring & 16 mm (5/8") bottom ring. Thick and continuous wing brace. Double spring flex breakaway mechanism. T-Tie net attachment protects players from hand injuries and increases net security. Net & hardware included. 127 mm X 101.6 mm (5" X 4") hole spacing. 2 Year Limited* Warranty.

Wt. 13.6 Kg (30 lbs.)

BASKETBALL GOAL NETS



BB-41

BB-41 ANTI-WHIP BASKETBALL NET

Top quality net used for collegiate and recreational play. 120 count nylon, hourglass design. Fits all 12 loop no-tie goals. Stiffened upper loops help keep net from whipping up through goal.

Wt. .5 Kg (1 lb.)



BB-42

BB-42 ANTI-WHIP PRO BASKETBALL NET

The net of choice for professional play. Stiffened upper loops help keep net from whipping up through goal. Includes tie cord. 120 count nylon, hourglass design. For use with BB-34 Snap Back goal.

Wt. .5 Kg (1 lb.)



BB-43

BB-43 STEEL CHAIN NET

Steel chain basketball net for double bumped-ring goals. For use with BB-36C and BB-31-SC goals.

Wt. .5 Kg (1 lb.)

BASKETBALL

BACK MOUNT GOALS



BB-30

BB-30 REAR MOUNT FIXED GOAL NYLON NET

STANDARD goal suitable for most fan-shaped backboards. Rear mount 457.2 mm (18") single ring of 16 mm ($\frac{5}{8}$ ") round steel with no tie' net holders on underside and reinforcement for almost half of its circumference with 4.7752 mm x 38.1 mm ($\frac{3}{16}$ " x 1 $\frac{1}{2}$ ") steel braces. Powder coated to protect from environmental elements. 101.6 mm (4") X 98.552 mm (3 7/8") hole spacing. Net and hardware included. 1 Year Limited* Warranty.

Wt. 8.2 Kg (18 lbs.)



BB-30-S

BB-30-S SUPER REAR MOUNT FIXED GOAL NYLON NET

SUPER goal suitable for most fan-shaped backboards. Affordable yet superior performance playground goal. Rear mount 457.2 mm (18") double ring of 16 mm x 12.7 mm ($\frac{5}{8}$ " X $\frac{1}{2}$ ") round steel with heavy steel brace. Powder coated official orange finish. Net and hardware included.

2 Year Limited* Warranty.

Wt. 9.1 kg (20 lbs.)

*Limited applies to manufacturers defects only. Does not cover abuse, misuse, incorrect installation, transit or weather related damages.



BB-66

BB-66 6600 SCHOLASTIC REAR MOUNT BREAKAWAY GOAL

Designed for high schools and playgrounds that are continually replacing bent rims. The BB-66 is designed for BB-22 fan-shaped steel backboards and fits most other back mount boards. Rear mount 16 mm (5/8") X 457.2 mm (18") single rim with heavy steel brace. 101.6 mm (4") X 98.552 mm (3 7/8") hole spacing. Continuous no tie ring provides optimal rim strength. Net and hardware included. 2 Year Limited* Warranty.

Wt. 11.8 kg (26 lbs.)

GARED PRO® SERIES OUTDOOR/PLAYGROUND BASKETBALL

Play like the pros in your own backyard with the **NEW GARED PRO® SERIES ADJUSTABLE BASKETBALL SYSTEM!** Height adjustable actuator mechanism allows board to easily adjust from 2286 mm to 3048 mm (7 1/2' to 10'). Large actuator with 90° handle makes it easy for all ages to raise and lower the system. Square heavy gauge-steel post with 4.7752 mm (3/16") wall thickness provides superior strength and durability. Bolt-to-ground post design allows for no-hassle installation and portability of unit. Post is powder coated black for protection against harsh weather elements. Heavy tubular lower arm provides a direct-goal attachment for backboard and rim. Backboard braces extend to the outer corners of the backboard, allowing for a clear, unobstructed view during play. Backboard is comprised of glass with direct mount attachment to a heavy steel welded uniframe for extra support and safer play. Board features a white target and border and square corners for a professional, arena-style look. Heavy duty breakaway goal with nylon net stands up to any level of competitive play. Premium board and pole padding are optional.

- 152.4 mm X 203.2 mm (6" X 8") post with 1219.2 mm (48") extension.
- Heavy 50.8 mm X 127 mm (2" X 5") tubular lower arm with direct goal attachment.
- Backboard braces extending to outer corners of board.
- 1066.8 mm X 1828.8 mm X 12.7 mm (42" X 72" X 1/2") glass backboard.
- **BB-33** (GARED® 2000+) Collegiate breakaway goal with nylon net.
- Quick-Connect™ system for superior backboard and goal mount removal.

BBPLAYPKGE

Wt. 267.2 Kg (589 lbs.)



BASKETBALL

BACKBOARD PADDING

BB-44 PRO-MOLD® BOLT-ON BACKBOARD PADDING offers an unmatched combination of softness to touch, yet durability to last. You can bend it and the corners won't tear. Made of tough high density polyurethane foam with tough exterior skin and comes in 14 vibrant colors. Attaches to metal framing on regulation sized glass backboards. Metal clips imbedded in the foam reinforce the predrilled bolt holes. Installation is simple with the included self tapping screw hardware and sag-resistant center rod. For indoor use. Meets all FIBA, NCAA, NBA, NFHS & CSPC specifications. Colors available: Awareness Pink, Columbia Blue, Royal Blue, Navy Blue, Kelly Green, Forest Green, Red, Maroon, Burgundy, Purple, Yellow, Orange, Gold, Brown, Grey, Black.

10 Year Limited* Warranty.

9.1 Kg (Wt. 20 lbs.)



Center Connection Point



BB-44



BB-45-PSCE



BB-47-NCE

**Limited applies to manufacturers defects only. Does not cover abuse, misuse, incorrect installation, transit or weather related damages.*

BB-45-PSCE PEEL-N-STICK BACKBOARD PADDING

A non-glue, economic backboard padding for **glass backboards**. Attaches to bottom of backboards with peel off adhesive tape, no bolting required. High-density open cell foam rubber pad. Mitered corners for exact fit. Extends 457.2 mm (18") up on each side of a backboard. Meets NCAA and NFHS specifications.

For indoor use. Available in gray only.


1 Year Limited* Warranty.

Wt. 5.9 Kg (13 lbs.)

BB-47-NCE NARROW CHANNEL BACKBOARD PADDING

NCE features a narrow 38.1 mm (1 1/2") channel to fit our **rectangular steel backboard**. High-density open cell foam rubber pad. Mitered corners for exact fit. Extends 457.2 mm (18") up each side of a rectangular board. Meets NCAA and NFHS specifications. For indoor use. Available in Gray only. Adhesive, brush and instructions included. 1 Year Limited* Warranty.

Wt. 6.4 Kg. (14 lbs.)



BB-46-CE

BB-46-CE GLUE-ON BACKBOARD PADDING

Attaches to bottom of backboards with brushed on adhesive, no bolting required. High-density open cell foam rubber pad. Mitered corners for exact fit. Extends 457.2 mm (18") up each side of a rectangular board. Meets NCAA and NFHS specifications. For indoor use. Available in Gray only. Adhesive, brush and instructions included. 1 Year Limited* Warranty.

Wt. 5.9 Kg (13 lbs.)

BASKETBALL

TOSS BACKS



BB-TB1 VARSITY TOSS BACK®

The Varsity Toss Back® is recognized as the best piece of equipment for use as a basketball training aid and for skill development.

- The Varsity Toss Back® can dramatically improve a player's quickness, strength, stamina and passing accuracy
- Many coaches use multiple units for drills and some of the best programs in the country own as many as 14 Toss Backs® for individual player workouts
- Net frame adjusts to varying angles for different types of practice drills
- The roll around base uses casters for easy mobility and stability
- Unit easily locks into place using a hand lever brake
- Net frame is 965.2 mm X 1295.4 mm (38" x 51") and height can be adjusted from 1371.6 mm to 2235.2 mm (4'5" to 7'4").

2 Year Limited* Warranty

Wt. 64 Kg (141 lbs.)

BB-TBRB REPLACEMENT NET & BANDS

Wt. .9 Kg (2 lbs.)



BB-TB2 MASTER TOSS BACK®

The Master Toss Back® unit offers the same durability and training benefits as the Varsity Toss Back® at an economical price

- Designed primarily for basketball, yet it can be used for many sports and physical education programs.

- Wide legs with suction cups make the unit stable
 - Unit folds tight for efficient storage
 - Can be adjusted for many different drills.
- Video tapes and skill development books on using TossBacks are available upon request.

1 Year Limited* Warranty.

Wt. 15.9 Kg (35 lbs.)



BB-TB3 PLAYMAKER TOSS BACK®

The Playmaker Toss Back® is an economical home and recreational skill development tool.

- Great for developing skills for many sports
- Fully adjustable multi-sport ball return
- Wide legs and weighted foot pads make the unit stable.

Video tapes and skill development books on using TossBacks are available upon request.

1 Year Limited* Warranty

Wt. 14.1 Kg (31 lbs.)

BASKETBALLS



B0700
NCAA SOLUTION
GAME BALL
Size 7



B0516
EVOLUTION GAME
BALL
Size 7



B0701
NCAA SOLUTION
GAME BALL
Size 6



B0586
EVOLUTION GAME
BALL
Size 6




TBS7
360 SYNTHETIC
LEATHER
BASKETBALL
Size 7



TBS6
360 SYNTHETIC
LEATHER
BASKETBALL
Size 6

*Limited applies to manufacturers defects only. Does not cover abuse, misuse, incorrect installation, transit or weather related damages.

GYMNASIUM CURTAINS



PATENT #2150771, 5429171, 5524693, others pending

GC-1 Centre Roll® Gymnasium Divider Curtain

THE CURTAIN

The Center Roll® is a compelling choice in divider curtain systems, which offers significant features not available on other designs. Considerably easier to install, the Centre Roll® is often the most economic choice in electrically operated dividers. The unique design permits greater flexibility, allowing different materials and colours between upper and lower sections. Added to this, the sections can be of different widths, effectively allowing a passageway while restricting errant balls.

Supply and install on Centre Roll® curtain. This modern design offers some very iunique features, such as:

- A. The curtain will rise to within 254 mm (10") from the supports.
- B. There are no lifting cables or highly stressed mounting points.
- C. The curtain can be installed on an existing Walkdraw track that is a considerable advantage when upgrading to an electrically operated curtain.

GYMNASIUM CURTAINS

THE HARDWARE

The Center Roll® divider is made up of an upper and a lower section, which are attached to an exposed anodized aluminum tube at half curtain height. The tube contains an internal motor, gears and electric brake. The motor is supplied with a limit switch and thermal protection. Manual overrides are also available for a slight additional cost, which permits the curtain to be manually raised or lowered in case of electrical failure.

THE OPERATION

To raise the curtain, the aluminum tube at the center rotates and climbs up the curtain rolling up the upper and bottom sections simultaneously. The curtain rolls flat with no highly stressed areas and its operation is barely audible. A car takes the torque reaction of the motor and runs on a track that remains stationary. Alternatively, the torque can be transmitted through a belt that rolls up with the curtain. This design does not require any hardware attached to the walls.

Operation is by a spring-loaded key switch, which is directly accessible and contained in a supplied, all steel enclosure. The electrical supply is 110 volt 10 amp single phase and is permanently connected by others. Some curtains may require a secondary synchronized motor where size dictates.

MATERIAL CENTRE ROLL®

The curtain consists of two equal sections. The lower section is constructed of vinyl while the upper section is either vinyl or Flexmesh. The vinyl is 0.61 kg/m² (18 oz/sq.yd.) or 0.85 kg/m² (25 oz/sq.yd.) vinyl coated polyester, with similar appearance and embossed on both sides, resistant to staph, rot and mildew. Flexmesh is 0.24 kg/m² (7 oz/sq. yd.) vinyl coated polyester capable of resisting UV degradation. The vinyl and Flexmesh meet or exceed the California Fire Marshall and NFPA standards for flame resistance. A label from a qualified testing laboratory, certifying flame resistance and smoke rating of the curtain shall be attached to the bottom of the curtain.

The top edge of the curtain can be either a hem containing #4 spur grommets spaced at 305 mm (12") centers for mounting on an existing track or a pocket to contain a 40.6 mm (1.6") diameter pipe for mounting directly to a beam. The bottom of the upper section and the top of the lower section are hemmed and contain a 4.74 mm (3/16") diameter cable to fit and hold the curtain sections in the groove of the drive tube.

Priced per Job

THE QUED ADVANTAGE

- ✓ Exclusive design available only from Qued in Canada.
- ✓ Ultra-high lift for maximum clearance (10" or 254 mm to underside of support in raised position)
- ✓ No high stress points as entire curtain rolls up evenly across the entire width
- ✓ Simple installation does not require oversized overhead structure
- ✓ All plated or anodized hardware
- ✓ Electric Brake and Inertia Brake included
- ✓ 110v power requirements, 6 amps only
- ✓ Smooth wrinkle-free appearance of curtain
- ✓ Unique design that does not require routine maintenance
- ✓ Lower section of curtain can be replaced with minimum cost
- ✓ 5 year warranty on motor and drive
- ✓ 2 year warranty on vinyl curtain

QUED DIVIDER CURTAIN MODEL:

- #4-41 .61 kg./sq.m. All Vinyl
18 oz./sq.yd. All Vinyl
- #4-42 .61 kg./sq.m. Vinyl + 5 mm Flexmesh
18 oz./sq.yd. Vinyl +1/4" Flexmesh
- #4-43 .85 kg./sq.m. All Vinyl
25 oz./sq.yd. All Vinyl
- #4-44 .85 kg./sq.m. Vinyl + 5 mm Flexmesh
25 oz./sq.yd. Vinyl +1/4" Flexmesh

GYMNASIUM CURTAINS

GC-2 Walkdraw Gymnasium Divider Curtain



This curtain is the most economical divider to install and maintain. It is available in a variety of styles, colours and weights. The storage of the curtain is usually at one side of the gymnasium, perpendicular to the wall or along the side of a wall if a storage area exists. It can be supplied in two sections with the lower 2450 mm (8 feet) equipped with Velcro® strips on both leading edges to facilitate closing of the curtains.

A carrier with dual wheels mounted on ball-bearings is provided every 305 mm (12") along the length of the curtain. A master carrier is provided at both ends to facilitate curtain movement during placement and retraction.

The track is a heavy-duty double-T extruded aluminum and is supported every 1220 mm to 1830 mm (4' to 6'). The advantage of this type of track is that it is extremely durable and easily spliced. The track can be bent at the job site to facilitate installation and is suitable for both nylon and steel wheeled carriers. Splices and track clamps can be attached to the upper half of the track and will not affect the smooth operation of the curtain. The curtain is attached to the carriers by sturdy S-hooks and plated adjusting chains.

The curtain is fabricated with 0.61 kg/m² (18 oz.) or 0.85 kg/m² (25 oz.) vinyl-coated polyester with similar appearance and embossed on both sides. Curtains can be supplied in solid vinyl or with the bottom 3056 mm (10 feet) in solid vinyl with an alternative material for the top portion.

All Qued Walkdraw curtains bear a certification label from an accredited testing laboratory stating the fire and smoke rating on small and large scale tests.

The top of the curtain contains a 76 mm (3") band of hemp that is totally concealed and quadruple sewn. #4 grommets are used at each end of the curtain at 76 mm (3") centers to accept the master carriers. The

side are hemmed over 50 mm (2") and double sewn to give a clean durable edge. The bottom of the curtain has an 203 mm (8") pocket hemmed over and double sewn. The curtain is supplied with a draw string (leader) in the lower pocket to pull through a 5 mm (3/16") diameter chain if required. The width of curtain must be ordered 10 percent larger than the width of the gymnasium to allow for fullness.

Sport net

The lower 3056 mm (10 feet) of the curtain is 0.61 kg/m² (18oz) or 0.85 kg/m² (25oz) of vinyl. The upper portion contains 1-1/4" square netting, coated to match the base color of the curtain. The curtain allows light and ventilation systems to function normally and does not break down from sport activities and continual use. All vinyl material on the top portion of the curtain is doubled to conceal the edges of the net and double sewn except on the top and transitional center bands which are quadruple sewn.

Archery

The lower 3056 mm (10 feet) of the curtain is 0.61 kg/m² (18oz) or 0.85 kg/m² (25oz) of vinyl. The upper portion contains 4.8 mm (3/16") heavy-duty natural color polyester archery netting. This net is extremely strong and is heat set for durability.

Note: Closeness of mesh construction reduces light transmission.

Fleximesh

The lower 3056 mm (10 feet) of the curtain is 0.61 kg/m² (18oz) or 0.85 kg/m² (25oz) of vinyl. The upper portion is vinyl coated polyester mesh weighing 0.24 kg/m² (7oz) and is white in color. The mesh is treated for fire resistance and UV degradation.


Note: Not suitable for dusty environments.

QUED DIVIDER CURTAIN MODEL:

#4-01	61 kg./sq.m. All Vinyl 18 oz./sq.yd. All Vinyl	#4-05	.85 kg./sq.m. Vinyl + 32 mm Coated Sport Net 25 oz./sq.yd. Vinyl + 1 1/4" Coated Sport Net
#4-02	.61 kg./sq.m. Vinyl + 32 mm Coated Sport Net 18 oz./sq.yd. Vinyl + 1 1/4" Coated Sport Net	#4-06	.85 kg./sq.m. Vinyl + 5 mm Flexmesh 25 oz./sq.yd. Vinyl + 1 1/4" Flexmesh
#4-03	.61 kg./sq.m. All Vinyl + 5 mm Flexmesh 18 oz./sq.yd. Vinyl + 1 1/4" Flexmesh	#4-07	1.9 kg./sq.m. All Vinyl 55 oz./sq.yd. All Vinyl
#4-04	.85 kg./sq.m. All Vinyl 25 oz./sq.yd. All Vinyl	Priced per Job	

GYMNASIUM CURTAINS

GC-3 Isolator Divider Gymnasium Curtain



The Isolator Acoustic Roll Up Divider Curtain having a single upper panel and two (2) lower panels. The lower panels are not interconnected and are separated by 140 mm (5 1/2") spacing, terminating in pockets to accommodate 32 mm (1 1/4") ballast pipes that rest on the floor. This prevents contact from impacts from one side of the curtain to the other. This curtain has superior sound deadening than a single wall curtain regardless of weight. Curtain can be supplied with a flexmesh top section that may be required for light and heat considerations.

The system includes a 2 hp, 3-phase tubular motor installed in one end of a custom anodized 140 mm (5 1/2") aluminum extrusion at half curtain height. Motor is thermally protected and contains an electric brake, planetary gear system and limit switches. Motor control is by electric contactors operated by a spring-loaded key switch. When energized, the motor and center aluminum extrusion rotates, this results in the tube winding up the lower portion of the curtain as it rolls itself up the upper portion of the curtain. The torque reaction of the motor is transmitted via a car system that is contained in a track mechanism mounted to the wall in line with the curtain from half height up to the overhead.

QUED DIVIDER CURTAIN MODEL:




#4-21	.61 kg./sq.m. All Vinyl 18 oz./sq.yd. All Vinyl
#4-22	.61 kg./sq.m. Vinyl + 5 mm Flexmesh 18 oz./sq.yd. Vinyl + 1/4" Flexmesh
#4-23	.85 kg./sq.m. All Vinyl 25 oz./sq.yd. All Vinyl
#4-24	.85 kg./sq.m. Vinyl + 5 mm Flexmesh 25 oz./sq.yd. Vinyl + 1/4" Flexmesh

- Patented Center Roll up design
- High lift for maximum clearance, 381 mm (15") to underside of beam
- No stress points as entire curtain rolls up evenly across the entire length (width)
- No oversized overhead structure required to accommodate a heavy concentrated load
- 30 ft./min. raising and lowering speed
- Built in electric brake
- Inertia brake
- Manual override, (optional)
- 240V 3 phase power
- Smooth wrinkle free appearance of curtain
- No routine maintenance required
- Made from three (3) separate replaceable panels
- 5 year warranty on motor
- 2 year warranty on vinyl curtain

Priced per Job

GYMNASIUM CURTAINS

GC-5 Form-Fold Divider Curtain



With all of the modern designs for sporting facilities, its no wonder this curtain system has become a must have for function and aesthetics. No matter the roof shape, and no matter the size, this curtain was designed to adapt to the 'one size fits all' mentality.

With endless options, the Form-Fold is an extremely versatile divider curtain system that will meet any dividing needs beyond expectation. With potential drive speeds of 45 to 60 feet per minute, facility managers will not lose any time in transitioning from one activity to another. The sytem can adapt to any shaped structure, be it slope or flat, peak or butterfly, arch or catenary, or any type of combination as well.

The system incorporates a cable lift operation that allows each cable to operate at different speeds providing variable heights. Flexible supports and ballast allow for the curtain to curve, slope or stretch to match the roof shape in the lowered and raised positions. This eliminates the need for heavy additional structure, and also provides a streamline look that won't interfere with spectators view or with the facilities lighting system.

The variable speed cables is one of QUED's innovative creations, offering high speed operation in order to effectively provide facility operators with one less thing to worry about when managing their time.

The construction of the curtain is very flexible with choices between 2 different weights of vinyl and the options of Sports Netting or Flexmesh. Further to these choices is QUED's unique option for double layer vinyl at the field level offering safety to the patrons of the facility by hiding the lifting cables out of sight, and therefore out of harms way. This double layer feature also provides a great impact barrier as well. Combine these options with any of QUED's standard options to find the ultimate divider curtain system for your space.

When you choose the QUED Form-Fold, you can expect to get all the benefits of a high-end system without breaking your budget. The Form-Fold will provide years of reliable service at the right price, and it will not disappoint any expectations.

Contact us for more information on how this divider curtain system might be perfect for your facility.

QUED DIVIDER CURTAIN MODEL:

#4-111	18 oz./sq.yd. All Vinyl	#4-115	.85 kg./sq.m. Vinyl + 32 mm Coated Sport Net 25 oz./sq.yd. Vinyl + 1 1/4" Coated Sport Net
#4-112	.61 kg./sq.m. Vinyl + 32 mm Coated Sport Net 18 oz./sq.yd. Vinyl + 1 1/4" Coated Sport Net	#4-116	.85 kg./sq.m. Vinyl + 5 mm Flexmesh 25 oz./sq.yd. Vinyl + 1 1/4" Flexmesh
#4-113	.61 kg./sq.m. All Vinyl + 5 mm Flexmesh 18 oz./sq.yd. Vinyl + 1 1/4" Flexmesh		
#4-114	.85 kg./sq.m. All Vinyl 25 oz./sq.yd. All Vinyl		

Priced per Job

RETRACTABLE STAGE



RS-1 Retractable Stage (Face Mounted)




RS-2 Retractable Stage (Pocket Mounted)

RETRACTABLE STAGE



Retractable Stage partly closed



Retractable Stage fully closed with Stage Padding

RS-1 Retractable Stage (Face Mounted) Priced per job

RS-2 Retractable Stage (Pocket Mounted) Priced per job

Retractable Stage nests for storage, allowing the user to have a multi purpose room for other events or classes. Operation of the stage will be by a key switch mounted into the wall allowing the user to open or close the stage as required. Thick reinforced plywood decks, with your choice of floor covering. Under deck ribbing provides for a solid base and understructure.

RS-6 - Padding for Retractable Stages

Stage padding designed to fit in front of retractable stages.

RS-4 - Skirting for Retractable Stages

Stage skirting designed to fit in front and on the sides of retractable stages.



RS-7 Portable Steps

Steps are 304.8 mm (12") deep by 863.6 mm (34") wide. Steps are surfaced with slip resistant gray polypropylene. Step unit clamps securely to any area of the stage perimeter. Includes two wheels for easy handling. Suitable for use with Retractable Stage. Size 914.4 mm X 685.8 mm X 406.4 mm (36" X 27" X 16"). Can be used with stage height 406.4 mm & 609.6 mm (16" & 24")

Weight 29 Kg (64 lbs.)

STRA2 Stage Ramp


- Portable Stage Ramp designed to fit RS-1 or RS-2 Retractable Stage.
- Includes a 1524 mm x 1524 mm (5' x 5') platform and 4 sections of 1828.8 mm (6') long ramp.
- Includes decking and support and guard rails.
- Provides wheel chair access to any event.
- Easy to set up.
- Versatile configuration options.
- Secure guardrails provide safety and assistance.
- When not in use, takes down easily for compact storage.

Priced per job

Shipping Wt. Per Job



WALL PADDING / FLOOR MATS




REMOVEABLE WALL PADDING

These Removeable Wall Pads may be used for a variety of gymnastic and general physical education programs, basketball backstop padding, additional apparatus or tumbling mats, and personal fitness mats. The 2" (50.8 mm) wide velcro fasteners at both ends of the mat allow for expanded surfaces and easy mount to velcro strip **VEL-69A**. Standard mat color is **Royal Blue**, other colors are available by special order.

- 18 oz. polyester reinforced vinyl
- 2.2 lb., 100ILD polyurethane foam
- 23 lb. test nylon thread
- All seams double sewn
- 1st. grade, full 2" wide velcro
- 1219.2 mm X 1828.8 mm X 50.8 mm (4' x 6' X 2")

WP-2002 1219.2 mm X 1828.8 mm X 50.8 mm (4' X 6' X 2")
Velcro 2 sides folding.
Shipping Wt. 5.9 Kg (13 lbs).

WP-2004 1219.2 mm X 1828.8 mm X 50.8 mm (4' X 6' X 2")
Velcro 4 sides folding.
Shipping Wt. 5.9 Kg (13 lbs).



SLAB MAT

This popular non folding mat boasts extremely high cushioning properties and a smooth uninterrupted top working surface. Hygienic, multi use application and a cost effective long lasting mat. Ideal for general physical exercise where storage constraints are not an issue. Finishing includes 4 to 6 carry handles for convenience. Choose from standard sizes or order a custom size up to a maximum of 100 sq. ft. Standard mat colour is **Royal Blue**, other colours are available by special order.

- 0.61 kg/sq.m (18 oz.) reinforced fire resistant vinyl
- 2.2 lb., 100ILD polyurethane foam
- 10.5kg (23 lb.) test nylon thread
- All seams double sewn

SM1 1 inch thick **SM4 4 inch thick**
SM2 2 inch thick **Pricing by Quote only**



PERMANENT WALL PADDING

Covering is 18 oz polyester reinforced vinyl. Foam thicknesses either 50.8 mm or 76.2 mm, 9.652 mm (2" or 3", 3/8") on a presswood backing. Standard section 609.6 mm wide X 1828.8 mm high (2 ft wide x 6 ft high) or 1219.2 mm wide X 1828.8 mm high (4 ft. wide X 6 ft high). Can be custom made for special job conditions like column covers, recesses or padded doors. A wide variety of colours available to suit your particular requirements. Wall pads are custom made and non-returnable.

WP-2006 609.6 mm W X 1828.8 mm H X 50.8 mm Thick
(2' X 6' X 2")

WP-2007 609.6 mm W X 1828.8 mm H X 76.2 mm Thick
(2' X 6' X 3")

WP-2008 1219.2 mm W X 1828.8 mm H X 50.8 mm Thick
(4' X 6' X 2")

WP-2009 1219.2 mm W X 1828.8 mm H X 76.2 mm Thick
(4' X 6' X 3")

Call for Prices Shipping Wt. Per job Ships Truck

Logo Charge **Quoted Extra**
Cutout Charge **Quoted Extra**



VEL-69A 3048 mm (10'-0") - VELCRO STRIP COMPLETE
3048 mm (10'-0") long, 44.45 mm (1 3/4") wide, semi-rigid high impact vinyl extrusion velcro strip mounted into an extra strong light weight aluminum extrusion. This moulding installs easily and quickly with simple tools.

Shipping Wt. .2 Kg (.5 lbs.)

VEL-69B 3048 mm 10'-0" Velcro replacement strip only.
3048 mm (10'-0") long. Fits inside aluminum extrusion.



VEL-69C 10'-0" Aluminum extrusion only. 3048 mm (10'-0") long.

FLOOR MATS



STANDARD FOLDING MAT

Standard fold, two-foot panels; 50.8 mm (2") wide Velcro®. Standard colour **Royal Blue**, other colors are available by special order. Constructed of 50.8 mm (2") thick 100ILD urethane foam 18 oz fire resistant reinforced vinyl exterior shell. Choice of 50.8 mm (2") Velcro at ends only, Velcro 2 sides (**V2S**) or Velcro 4 sides (**V4S**).

- 18 oz. polyester reinforced vinyl
- 2.2 lb., 100ILD polyurethane foam


- 23 lb. test nylon thread
- All seams double sewn
- 1st. grade, full 50.8 mm (2") wide velcro
- 1219.2 mm X 1219.2 mm (4' x 4') or 1219.2 m X 1828.8 m (4' X 6')

SFM-1015 1219.2 mm X 1219.2 mm X 50.8 mm (4' x 4' x 2") **V2S**
Shipping Wt 4.1 Kg (9 lbs)

SFM-1016 1219.2 mm X 1219.2 mm X 50.8 mm (4' x 4' x 2") **V4S**
Shipping Wt. 4.5 Kg (10 lbs)

SFM-1019 1219.2 mm X 1828.8 mm X 50.8 mm (4' x 6' x 2") **V2S**
Shipping Wt. 5.4 Kg (12 lbs)

SFM-1020 1219.2 mm X 1828.8 mm X 50.8 mm (4' x 6' x 2") **V4S**
Shipping Wt. 5.4 Kg (12 lbs)



ROLL FOLD MAT

Extended mat surface with **varying** panel sizes depending on the length of the mat. All folds are on underside of mat providing continuous smooth top surface. Accordion style folding mats offer a practical solution for transport and storage. Standard mat colour is **Royal Blue**, other colours are available by special order. *Specify length and width of mat required.*

- 18 oz. vinyl reinforced cover.
- Crosslinked Polyethylene Foam 1 1/2"
- 50.8 mm (2") Wide Velcro 4 sides
- 23 lb. test nylon thread
- All seams double sewn

Priced by the Sq. Ft. Quoted per Job
RFM1 31.75 mm (1 1/4") THICK
RFM2 50.8 mm (2") THICK



MAXMAT

High quality materials and workmanship serve to create an individual training mat that offers extreme value and performance. The most versatile of small size mats, the potential uses are limitless.

- 18 oz. polyester reinforced vinyl cover
- 100ILD firm polyurethane foam

- Inverted seams provide greater antibacterial properties.
- One nylon web handle at end for storage and transport.
- 23 lb. test nylon thread
- Colour choice an option

Available in three sizes and thicknesses.

MX1 609.6 mm X 1219.2 mm (2' X 4')
and 25.4 mm (1") Thick

38.1 mm (1.5") Thick
50.8 mm (2") Thick

MX2 609.6 mm X 1524 mm (2' X 5')


and 25.4 mm (1") Thick
38.1 mm (1.5") Thick

50.8 mm (2") Thick

MX3 609.6 mm X 1828.8 mm (2' X 6')

and 25.4 mm (1") Thick
38.1 mm (1.5") Thick

50.8 mm (2") Thick



PHYSIO MAT

The physio mat distinguishes itself from the slab mat through the added feature of the velcro fastener strategically placed on the underside of the mat. The velcro is located in 4 corners thus allowing the mat to be fixed in a designated area, for example a physio table. This distinctive feature lends itself to all situations where a mat need be positioned in a semi permanent fashion. Optimal surface for rehabilitation exercise, conditioning and strengthening or as a massage surface. Finishing includes 2" Velcro fasteners sewn to the underside of the mat in the 4 corners. Adhesive velcro is included to be applied to the surface where the mat is to be positioned. Choose from 3 standard sizes or order a custom size up to a maximum of 100 sq. ft. Standard mat colour is **Royal Blue**, other colours are available by special order.

- 2" thick
- 0.61kg/sq.m (18 oz.) reinforced vinyl
- 2.2 lb., 100ILD polyurethane foam
- 10.5kg (23 lb.) test nylon thread
- All seams double sewn

PM1 1219.2 mm X 1828.8 mm (4' X 6')

PM2 1524 mm X 2133.6 mm (5' X 7')

PM3 1828.8 mm X 2438.4 mm (6' X 8')



OPTIMAT

A multi-purpose mat suitable for all individual training exercises. The resilient reinforced vinyl cover lends itself to providing a mat that can stand up to heavy use. Hygienic, portable and easily stored this mat offers excellent value. Available in three sizes and thicknesses. **BLUE ONLY.**

- 16 oz. polyester reinforced vinyl, or

- greater
- 100ILD polyurethane foam
- nylon handle on one end
- 23 lb. test nylon thread
- Inverted seams

OM1 609.6 mm X 1219.2 mm (2' X 4')
and 25.4 mm (1") Thick

38.1 mm (1.5") Thick
50.8 mm (2") Thick

OM2 609.6 mm X 1524 mm (2' X 5')

and 25.4 mm (1") Thick
38.1 mm (1.5") Thick


50.8 mm (2") Thick

OM3 609.6 mm X 1828.8 mm (2' X 6')

and 25.4 mm (1") Thick
38.1 mm (1.5") Thick

50.8 mm (2") Thick

CRASH MATS



CRASH MAT

Designed for use where substantial energy absorption is required. Qued crash mats are available in a range of thicknesses designed to offer a balanced surface which will absorb and resist the athlete without compromise to freedom of movement. A combination of high quality materials and rugged construction ensures a long-lasting, cost-effective investment. Construction integrates deluxe double scrim polyester reinforced vinyl landing surface and a specialized heavy-duty anti-skid vinyl bottom engineered to resist sliding out to offer a level of confidence for ultimate performance. All corners have a protective bead reinforcement to resist wear and tear. Foam core incorporates layers of stabilizing polyurethane foam constructed in a lattice design to maximize impact absorption.

- 18 oz. reinforced vinyl meets FR rating; ULC S109 & ASTM
- 1.1lb. density polyurethane foam in 508 mm (20") thickness
- 50.8 mm (2") handles of rugged nylon webbing
- YKK zipper for easy installation of foam core
- All seams are double sewn with 23 lb.test nylon thread
- Resilient breather material along perimeter

Options

- Breather mesh top
- 101.6 mm (4") velcro ends or 4 sides
- Folds


Available in three sizes and six thicknesses.

CM1 1219.2 mm X 2438.4 mm (4' X 8') and
 203.2 mm (8") Thick
 254 mm (10") Thick
 304.8 mm (12") Thick
 508 mm (20") Thick
 609.6 mm (24") Thick
 762 mm (30") Thick

CM2 1524 mm X 3048 mm (5' X 10') and
 203.2 mm (8") Thick
 254 mm (10") Thick
 304.8 mm (12") Thick
 508 mm (20") Thick
 609.6 mm (24") Thick
 762 mm (30") Thick

CM3 1828.8 mm X 3657.6 mm (6' X 12') and
 203.2 mm (8") Thick
 254 mm (10") Thick
 304.8 mm (12") Thick
 508 mm (20") Thick
 609.6 mm (24") Thick
 762 mm (30") Thick

Custom sizes available - Call for quotes



COMPETITION MAT

Construction integrates deluxe double scrim polyester reinforced vinyl engineered for a balance of antiskid and slideability resulting in a landing surface that does not impede freedom of movement. Specialized heavy-duty anti-skid vinyl is used on the underside of the mat reducing displacement potential. All corners have a protective bead reinforcement. Foam core combines a firm 31.75 mm (1-1/4") closed cell crosslinked polyethylene foam which diffuses impact over a softer polyurethane foam yielding a total thickness of 120.65 mm (4-3/4").

- 18 oz. reinforced vinyl
- 31.75 mm (1-1/4") polyethylene foam fused to 88.9 mm (3-1/2") polyurethane foam
- 50.8 mm (2") handles of rugged nylon webbing

- YKK zipper for easy installation of foam core
- All seams are double sewn with 23 lb.test nylon thread
- Venting ports along cover walls

Options

- 101.6 mm (4") velcro ends or 4 sides
- Folds

Available in four sizes and four thicknesses.

CLM1 1524 mm X 3048 mm (5' X 10') and
 107.95 mm (4.25") Thick
 120.65 mm (4.75") Thick
 196.85 mm (7.75") Thick
 234.95 mm (9.25") Thick

CLM2 1828.8 mm X 3657.6 mm (6' X 12') and
 107.95 mm (4.25") Thick
 120.65 mm (4.75") Thick
 196.85 mm (7.75") Thick
 234.95 mm (9.25") Thick

CLM3 2286 mm X 3657.6 mm (7.5' X 12') c/w 2 folds and
 107.95 mm (4.25") Thick
 120.65 mm (4.75") Thick
 196.85 mm (7.75") Thick
 234.95 mm (9.25") Thick

CLM4 2438.4 mm X 4876.8 mm (8' X 16') c/w 2 folds and
 196.85 mm (7.75") Thick
 234.95 mm (9.25") Thick

FLOOR SOCKETS

FIXED FLOOR SOCKETS



FS-1 $\frac{1}{2}$ Brass floor socket complete with lid. Accepts a 1 $\frac{7}{8}$ " O.D. (47.752 mm) post. All sockets are manufactured to ISO9000 standards.

Shipping Wt. 2.7 Kg (6 lbs.)

FS-1 $\frac{1}{2}$ L SOCKET LID (only)

Shipping Wt. .5 Kg (1 lbs.)




FS-2 Brass floor socket with lid. Accepts a 2 $\frac{3}{8}$ " (60 mm) O.D. posts. All sockets are manufactured to ISO9000 standards.

Shipping Wt. 3.2 Kg (7 lbs.)

FS-2 L SOCKET LID (only)

Shipping Wt. .5 Kg (1 lbs.)

FLOATING FLOOR SOCKETS



FLOOR SOCKET SETS

FFS-1 $\frac{1}{2}$ X A three part set for floating floors consists of a corrosion resistant brass lid, flange and a heavy duty plated steel socket to accept 1 $\frac{7}{8}$ " (47.752 mm) O.D. posts.

Shipping Wt. 6.8 Kg (15 lbs)

FFS-2X Same as above but to accept 2 $\frac{3}{8}$ " (60.452 mm) O.D. posts.

Shipping Wt. 7.7 Kg (16 lbs)

FFS-3X Same as above but to accept 3" (76.2 mm) O.D. posts.

Shipping Wt. 7.7 Kg (17 lbs)



FS-2HL Hinged lid flange for floating wood floor. Ends the problem of lost or misplaced lids. To be used with FFS type steel floor sockets.



FFS-1 $\frac{1}{2}$ XS Socket only. A heavy duty plated steel socket to accept a 1 $\frac{7}{8}$ " (47.752 mm) O.D. post.


Shipping Wt. 5 Kg (11 lbs)

FFS-2XS Socket only. A heavy duty plated steel socket for a 2 $\frac{3}{8}$ " (60.452 mm) O.D. post.

Shipping Wt. 5.4 Kg (12 lbs)

FFS-3XS Socket only. A heavy duty plated steel socket for a 3" (76.2 mm) O.D. post.

Shipping Wt. 5.9 Kg (13 lbs)



FFS-L Floating Floor Socket Lid Only

Outside dia. 4 $\frac{11}{16}$ " (119.126 mm)

Shipping Wt. .9 Kg (2 lbs)




Replacement Flanges and Lids

FFS-F Floating Floor Socket Flange Only

Outside dia. 7" (177.8 mm).
Inside dia. 4 $\frac{7}{16}$ " (112.776 mm)

Shipping Wt. 1.4 Kg (3 lbs.)



AD-93BAB - Adapter Bushing To be used where you need to allow a 1 $\frac{7}{8}$ " O.D. (47.752 mm) post to fit into a FS-2 floor socket. Will allow BN-93B badminton posts or VB-755 Uni-Posts to be used with FS-2 floor sockets.

Shipping Wt. 1.8 Kg (4 lbs.)

VOLLEYBALL

300 Aluminum Volleyball System

- Height adjustment is fast and effortless with an internal spring assist mechanism, providing infinite height adjustment between 2070.1 mm to 2590.8 (6' 9 1/2" to 8' 6").
- Telescoping tubes are quickly and securely locked into position with an exclusive "T" locking handle.
- The self-locking external winch, combined with the patented tension pulleys on the net cable provides even tension over the entire net surface.
- Very little pressure is required on the winch to bring the net to the correct height specification.
- Tension adjustment is smooth and controlled.
- Posts are shipped with a net leader belt system securely assembled to the winch, with extra cable length supplied should you need it. This allows you to quickly and safely attach or remove the net without having to unravel the entire cable system.

300EW 300 Aluminum End Post with Winch

300EH 300 Aluminum End Post with Hooks

300CP Complete 300 Aluminum Volleyball System

- Includes:**
- Two (2) End Posts - one winch, one hook
 - One (1) International Regulation Net
 - One (1) Pair Post Padding with choice of colour
 - One (1) Pair Net Antennae with Velcro Support Tube
- Note: Floor Sockets sold separately.



VOLLEYBALL

320 Steel Volleyball System

- Inner post chromed with aluminum pulley and low profile pulley wheel that helps prevent breakage
- Infinite height adjustment between 2070.1 mm to 2590.8 mm (6' 9 1/2" to 8' 6")
- Telescoping tubes are quickly and securely locked into position with an exclusive "T" locking handle
- Self-locking external winch, combined with the patented slide lock tensioners on the net side bands, provides even tension over the entire net surface.
- Tension adjustment is smooth and controlled.
- Posts are shipped with a net leader belt system securely assembled to the winch allowing you to quickly and safely attach or remove the net without having to unravel the entire cable system (extra cable length supplied)
- 76.2 mm (3") Inside Diameter (I.D.) Floor Sockets required for 320 & 300 Posts. Posts can be used with Hinged Capo Floor Sockets (209) or Floating Floor Sockets (214VB)

320EW Steel End Post with Winch

320EH Steel End Post with Hooks

320CP Complete Steel Volleyball System

- Includes:
- Two (2) End Posts - one winch, one hook
 - One (1) International Regulation Net
 - One (1) Pair Post Padding
 - One (1) Pair Net Antennae with Velcro Support Tube

Note: Floor Sockets sold separately



VOLLEYBALL

219

Post Padding Center Post Padding

219C

- Manufactured with durable 18 oz vinyl and shock absorbing 1 1/4" polyethylene foam
- Padding wraps around standard and is secured with velcro tabs. Padding covers all protruding parts of the post
- Wheels on the base facilitate transport
- Centre Post Padding is manufactured in two sections, both secured with velcro tabs to allow nets to extend in both directions from the post

219 Post Padding

219C Center Post Padding



209

Hinged Cap Floor Sockets

- 3.060" ID floor sockets
- Constructed of non-rusting solid cast bronze with a steel floor sleeve
- Installed to depth of 9.5" into concrete sub-floor
- Required for all SA Sport volleyball posts
- Recommended for all floor types except floating floors



214VB

Floating Floor Sockets

- Two piece unit to allow floating floors to move without damaging the floor
 - 5" ID non-rusting, solid cast bronze top plate
 - 3.060" ID steel floor sleeve
- Constructed of non-rusting solid cast bronze with a steel floor sleeve
- Installed depths vary depending on floor construction and may affect the post height and net. Please contact us for further information



H5088-06

International Regulation Net

- Includes the world renowned Huck® patented tension pulleys at each end of the top Kevlar cable, ensuring even tension over the entire area of the net.
- Additional precise alignment of the net to the court marking is also possible when the net is under tension.
- The 9.50 m net is manufactured with knotless, high tenacity polypropylene, 4mm diameter and a 11.70 m Kevlar top cable.
- The reinforcing top band is polyester/fiberglass.
- 6 position attachment, 6 tension cords, slide lock tensioners and tension pulleys included.
- Also includes a 70 mm wide, white band along the top and a continuous 50mm wide white band along the bottom.
- Meets or exceeds international specifications.



VOLLEYBALLS



H4000 Wilson Tournament Volleyball

Size 5



V5U Composite 360 Volleyball

Size 5



V6000 Composite Tournament Volleyball

Size 5



YZ7811 Double Action Hand Pump

Includes 1 brass inflation needle and 1 inflation adapter

H502

Volleyball Net Antenna

- One piece volleyball antenna, with DW approval.
- Length 1.80 m.
- Supplied complete with coated polyester pockets, boundary marker and velcro sleeve/pocket.
- Pair.

Inflation Needles

YZ1 - 100 pieces
YZ2 - 12 pieces



YZ110R1 - 3 pieces



YZ2000 Double Action Hand Pump

Includes 1 brass inflation needle with rubber seal. Carrying case.

VOLLEYBALL

VOLLEYBALL ACCESSORIES

320 ROLLING VOLLEYBALL SYSTEM

- Professional level, Portable Volleyball Posts - Ideal for Tournament use
- All inclusive portable post solution
- Includes: stand, volleyball posts, wheels, counter-weights and padding
- Stands come with spring-loaded posts based on the 320 Steel Volleyball Post design
- Counter-weights ensure posts will not move from net tension
- Padding helps protect the athletes
- Front wheel comes off the floor when post is put in the upright position
- Rubber pads hold post in place
- When post is unlocked and pulled back, the wheels raise the unit for easy transport
- One side has a referee's platform and step built in (shown)

320P Rolling Volleyball System



221F FREE STANDING REFEREE PLATFORM

- Free standing Referee Platform is portable for use with any of the SA Sport systems or for multi-sport use
- Ergonomically designed foot rest
- Wheels on the base facilitate transport
- Easily collapsed for storage
- Rubber foot cups protect your gym floor
- Protective padding is optional

207 REFEREE PLATFORM PADDING

Safety padding is designed to attach to the front and sides of 221F REFEREE PLATFORM to provide maximum player protection. Manufactured with durable 18 oz vinyl and shock absorbing 1 1/4" polyethylene foam.

Shipping Wt. 13.6 Kg (30 lbs.)



220 POST STORAGE RACK

- Constructed of steel tubing with non-marking castors
- Will hold up to 6 volleyball or badminton posts
- Measures approximately 26" W X 59" L X 30" H

CSB-1 COACHES BLOCK

- Extremely firm and stable surface and a larger area for coaching movement
- Block is constructed of high density polyurethane reinforced with polyethylene for maximum support
- 24" W X 60" L X 20" H
- Blue Vinyl



VOLLEYBALL

VOLLEYBALL SYSTEMS

VB-2500

Pin Stop
Height Adjustment



VB-2700

Infinite
Height Adjustment



Standard Pad
and Base Pad
included
with System

VB-2500 / 2700 - SECOND FLOOR COMPETITION NET SYSTEM

The VB-2500 and 2700 net systems are designed for use where floor sleeves are impractical. Floor anchors are used instead of floor sleeves. The strong base design and world class uprights provide top level performance without the use of cables and wires. Meets all NCAA, NFSHA and USVBA specifications. Designed for Collegiate and High School level. **System includes: Uprights with worm drive winch and base, Patented Flex-Net, Upright Padding, and Antennae with Net tapes.**

VB-2500 PIN STOP NET SYSTEM

88.9 mm (3-1/2") O.D. lightweight aluminum uprights have a pin stop height adjustment. 16 different net heights 1981.2 - 2489.2 mm (6'6" - 8'2") accommodate official men's, women's and junior net heights. System **includes** base, uprights, winch, standards pad, base pad, antennae/net tapes and competition net. Floor anchors extra.

Shipping Wt. 87.1 Kg (192 lbs.)

VB-2700 INFINITE HEIGHT NET SYSTEM

88.9 mm (3-1/2") O.D. lightweight aluminum uprights have an internal mitre gear that provides precise height adjustments from 1828.8 to 2489.2 mm (6' to 8'2"). System **includes** base, uprights, winch, standard pad, base pad, antennae/net tapes and competition net. Floor anchors extra.

Shipping Wt. 91.6 Kg (202 lbs.)

VB-89 - FLOOR ANCHOR

Billet steel body with double expansion anchor gives 4082.3 Kg (9000 lb.) pullout strength intended for all floor applications except floating wood floors. 82.55 mm (3 1/4") chrome cover. Center is 12.7 mm (1/2")-13 thread with spring loaded closure plug.

Shipping Wt. 1.4 Kg (3 lbs.)

VB-100 - FLOOR ANCHOR

Brass cover plate and anchor work independently to allow for installation into floating wood floors.

Shipping Wt. 1.8 Kg (4 lbs.)



VB-89



VB-100

VOLLEYBALL NETS AND ACCESSORIES



VBN-755 - "Pan-Am" model; cables; reversible; steel dowels; heavy PE net; 9753.6 mm (32') long



VBN-750/30 - "Olympic" model; cables; reversible; dowels; braided 3.0 mm nylon; 9144 mm (30') long



VBN-750 - "Olympic" model; cables; reversible; dowels; braided 3.0 mm nylon; 9753.6 mm (32') long



VBN-8080 - "Tournament" model; cables; reversible; fully taped all around; 2.5 mm PE; 9753.6 mm (32') long



VNA1 Volleyball Antenna Official 1828.8 mm (72") , 1 piece fibreglass, 1.8 mm PE, Available 812.8 mm, 762 mm, 685.8 mm (32" 30" 27")



VNAV Velcro Antenna Attachments

Sold in pairs, these Velcro tape attachments are pocketed to hold antennas. For use with VNA1



VNPRO Antenna Attachment Velcro tape attachments with pockets for use with **VNA1**



Cable Extensions For use with cable or rope net systems.

V24 - 24" Cable
V6 - 6" Rope

VOLLEYBALL

SUPER UNI POST SYSTEM



VB-754

VB-754 FOLDING PORTABLE REFEREE STAND

- Constructed from rectangular tubing
- Non-skid plywood platform
- Platform dimensions 610 mm X 610 mm (24" X 24")
- Overall height 2235 mm (88")
- Shipped assembled

Shipping Wt. 34 Kg (75 lbs.)

VB-754SP REFEREE STAND SAFETY PADDING


(Not shown) Safety padding is designed to attach to the front and sides of VB-754 REFEREE STAND to provide maximum player protection. Manufactured with durable 18 oz vinyl and shock absorbing 1 1/4" polyethylene foam.

Shipping Wt. 13.6 Kg (30 lbs.)

VB-755 "SUPER UNI END POST"

VB-756 "SUPER UNI CENTER POST"

Versatile combination post, for **Volleyball** or **Badminton**, designed to meet all recommendations as outlined by the Canadian Volleyball Association. The quick and positive height adjustments, to meet all height categories as recommended by the Canadian Volleyball Association are made by means of a spring loaded plunger and securing twist knob. The sliding pulley can be set at any additional height from 1117.6 mm (3' 8") up to 2438.4 mm (8' 0"). No additional bolts, set screws or eyebolts are required. Comes complete with a **WN-170** all purpose heavy duty winch already mounted. Units



VB-756

come with non-marking rubber floor protectors and non-marking rubber wheels for ease of transportation.

VB-755

Shipping Wt. 43.1 Kg (95 lbs.)

VB-756

Shipping Wt. 45.4 Kg (100 lbs.)

VB-755SP END POST

SAFETY PADDING

Safety padding covers all braces and posts.

Made from vinyl covered 31.75 mm (1 1/4") ethafoam 1828.8 mm (6'0").

Shipping Wt. 13.6 Kg (30 lbs.)

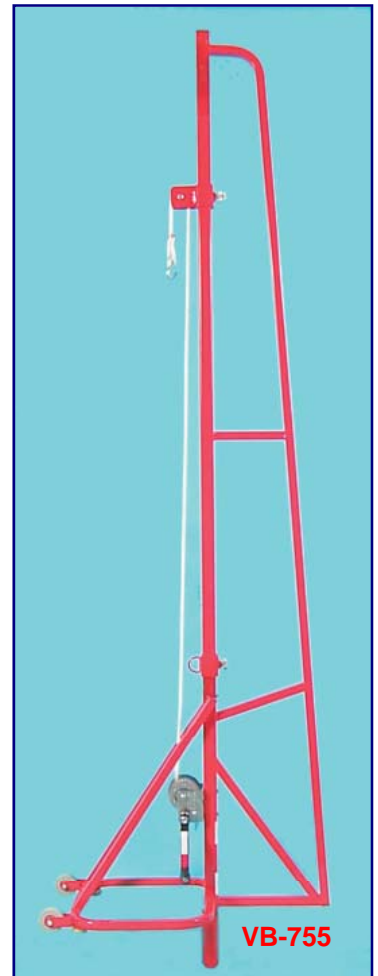
VB-756SP CENTRE POST

SAFETY PADDING

(Not shown)

Specifications same as for VB-755SP

Shipping Wt. 11.3 Kg (25 lbs.)



VB-755



VOLLEYBALL

INDOOR COMBINATION SOCKET TYPE STEEL POSTS



Combination Steel Posts

are made from 60 mm (2-3/8") O.D. 12 gauge steel tubing featuring the same improved pulley design as our VB-91 posts. The posts are drilled to receive **WN-150** or **WN-170** winches. Outstanding features of these posts are their weight and strength. For **Volleyball** or **Badminton**. Finish: Royal Blue.

VB-92 END POST 60.452 mm (2³/₈") O.D. with eye hooks.
Shipping Wt. 13.6 Kg (30 lbs.)

VB-92P END POST 60.452 mm (2³/₈") O.D. with pulleys.
Shipping Wt. 13.6 Kg (30 lbs.)

VB-92C CENTRE POST with pulleys & eye hooks..
Shipping Wt. 13.6 Kg (30 lbs.)



Combination Steel Posts

Steel posts featuring new improved design pulley system for men's and women's **Volleyball** or **Badminton** net attachments. The posts are made from 47.752 mm (1⁷/₈") O.D. 12 gauge tubing with bracing for additional strength. The posts are drilled to receive **WN-150** or **WN-170** winches. Finish: Royal Blue.

VB-91 47.752 mm (1⁷/₈") O.D. END POST with eye hooks.
Shipping Wt. 11.3 Kg (25 lbs.)

VB-91P 47.752 mm (1⁷/₈") O.D. END POST with pulleys.
Shipping Wt. 11.3 Kg (25 lbs.)

VB-91C 47.752 mm (1⁷/₈") O.D. CENTRE POST with pulleys & eye hooks.
Shipping Wt. 11.3 Kg (25 lbs.)

WN-150 FOLD-AWAY HANDLE RATCHET.

Standard safety volleyball and badminton ratchet with fold-away handle. An excellent ratchet for tensioning nets. Fits on flat or round posts.
Wt. 1.8 Kg (4 lbs.)

WN-170 HEAVY DUTY WINCH

Large 50.8 mm (2") diameter hub allows cable to lie smoothly without kinking. 272.2 kg (600 lb) capacity, compatible with tennis posts or volleyball standards. Complete with handle.
Wt. 3.6 Kg (8 lbs.)

WN-180 HEAVY DUTY WINCH

Same as WN-170 except 362.9 Kg (800 lb) capacity

OUTDOOR COMBINATION POSTS AND GROUND SLEEVES

VB-195 Combination End Post with eyes
For Outdoor Volleyball/Badminton/Tennis.
60.452 mm (2³/₈") O.D. galvanized post with eyes.
Shipping Wt. 15.9 Kg (35 lbs.)

VB-195P Combination End Post with Pulley
For Outdoor Volleyball/Badminton/Tennis.
60.452 mm (2³/₈") O.D. galvanized post with pulley.
Shipping Wt. 16.8 Kg (37 lbs.)

GS-91S Hot Dipped Galvanized

Ground Sleeve With Cap
Sleeve for 47.752 mm (1⁷/₈") O.D. post.
Shipping Wt. 4.5 Kg (10 lbs.)

GS-92S Ground Sleeve with Cap
Sleeve for 60.452 mm (2³/₈") O.D. post.
Shipping Wt. 8.6 Kg (19 lbs.)

GS-95S Ground Sleeve with Cap (not shown)
Sleeve for 88.9 mm (3¹/₂") O.D. post.
Shipping Wt. 11.3 Kg (25 lbs.)



BADMINTON

231

Portable Badminton Posts - Pair

- Manufactured with 48.26 mm (1.9") O.D. steel tubing for strength and durability
- Height is quickly and easily adjusted by sliding an adjustable collar up or down the post
- Side cleats tightly secure the net ropes
- All posts come with hooks on both sides for use as end or center posts
- Floor sockets are not required
- Wheels on the weighted base make it easy to move posts around your gym

Badminton Nets, Racquets and Shuttles

H6001-06

Regulation Net 6.02m x 76cm x 18mm. Black 8m Kevlar tension cord

H607-06

Training Net 6.10m x 76cm x 20mm. Black



E05



E99



E433

E05 Senior Badminton Racquet

E99 Ultra Light Badminton Racquet - with cover

E433 Titan Tech 433 Badminton Racquet

N58 Tournament Indoor Shuttles - Blue Band

N59 Institutional Indoor Shuttles - Blue Band



N58



N59



BN-93B



BN-93BC


Badminton Posts

BN-93B 38.1 mm (1 1/2") Steel Badminton End Post.
Shipping Wt. 5.9 Kg (13 lbs.)

BN-93BC 38.1 mm (1 1/2") Steel Badminton Centre Post.
Shipping Wt. 5.9 Kg (13 lbs.)

BN-94B 60.452 mm (2 3/8") Steel Badminton End Post.
Shipping Wt. 20 Kg (44 lbs.)

BN-94BC 60.452 mm (2 3/8") Steel Badminton Centre Post.
Shipping Wt. 10 Kg (22 lbs.)



BN-250 Championship caliber; knotless heavy black nylon; fully taped; 6.1 M X .8 M (20' X 2.5')
BN-250
Cable Top

BN-250A
Rope Top

Shipping Wt.
.4 Kg (1 lbs.)

Pickleball



PPKNET20 Pickleball Net System includes frame, net, carry bag




PKB2 Pickleball Racquet
For beginners to Intermediate players
PT15S Set of 6 ABS Pickleball Racquets



G9 Individual Pickleball
PSCW9 Set of 6 rainbow colours
G9PK Set of 12 Pickleballs

TENNIS-TETHERBALL



TENNIS POSTS

High gloss epoxy finish. Colour dark green. 76.2 mm (3") O.D. round 11 guage steel tubing. "D" ring attachments for quick easy net lacing. Rugged external take-up winding device. Detachable winder handle. Solid dome shaped post tops. Ground sleeves with weather caps included.

TN-97 THE REGULATION POST

Round-External Winder

TENNIS NETS

TN-L30DS LASALLE TENNIS NET

Vinyl head band.

Shipping Wt. 8.6 Kg (19 lbs.)



T305 Pressureless Tennis Balls - Tube.

T505 Pressureless Tennis Balls - Bag.



T568 Force Composite Tennis Racquet



T727 Power Aluminum Tennis Racquet



T999 Elite Composite Tennis Racquet

TETHERBALL POSTS

RT-91T Tetherball Post

For outdoor use, 60.452 mm (2 3/8") O.D. galvanized post. Permanent top eye. Ball not included.

Shipping Wt. 19.1 Kg (42 lbs.)



TETHERBALLS

RT5 Tetherball

size 5, rubber-composite, yellow, recessed hitch, 2743.2 mm (9') rope. Shipping Wt. .5 Kg (1 lbs.)




XT5D Tetherball

size 5, revolutionary composite rubber technology with 5 times the durability of rubber. Super tacky sponge

rubber feel. Rotationally wound.

Dimpled cover

Shipping Wt. .5 Kg (1 lbs.)



TRIPLE HOOP GAME

TR-2 - Triple Hoop Game complete with galvanized pole. If a primed and painted pole desired add \$100.00. Shipping Wt. 36.3 Kg (80 lbs.)

TR-2TOP - Triple Hoop Game - Top Only

TR-2POST - Triple Hoop Game - Post Only

SOCCER

NOVA *Ultimate™* Folding SO-600FS Portable Soccer Goal

Features

- Patented spring assist design allows goal to be raised or lowered in minutes
- Official size: 2438.4mm x 7315.2mm x 1219.2mm x 3048mm (8'H X 24'W X 4'B X 10'D) 10' base dimension
- Powder coated white goal is 4" O.D. (101.6mm) extruded aluminum with a 2" x 4" (50.8mm x 101.6mm) base frame and 1.7" O.D. (43.2mm) aluminum backstays
- All stainless hardware provided.
- Jaypro X-clusive! Flush Net Clips fit securely and flush into our Easy Trak™ system. No protruding clips to hit or dislodge. Will not snag fingers or the net.
- Meets all NFHS, NCAA and FIFA specifications
- **4 mm white official nets included**




- **10" no-flat wheels included**
 - **In-Ground anchors or 140 lbs of counterweight required per goal (available separately)**
- Ships Truck Shipping Wt. 215.5 Kg (475 lbs) Pair.

NOVA *Premiere™* SO-600 Portable Soccer Goal

This international style portable goal is all aluminum and comes with a full ground base frame incorporating the Easy Track net attachment system, for complete net attachment. Includes exclusive European backstay plus auxiliary backstay for added goal support and stability.

Features

- Meets all NFHS, NCAA and FIFA specifications
- Official size: 2438.4mm x 7315.2mm x 1219.2mm x 3048mm (8'H X 24'W X 4'B X 10'D) 10' base dimension
- Goal face is 101.6 mm (4") O.D. round aluminum with Easy Track channel.
- Base frame is 50.8 mm X 101.6 mm (2" X 4") rectangular with Easy Track channel, providing minimal profile.
- Backstays are 43.18 mm (1.7") round heavy walled aluminum tube.
- Entire goal is powder coated white....tough and durable.
- All stainless hardware provided.
- Jaypro X-clusive! Flush Net Clips fit securely and flush into our Easy Trak™ system. No protruding clips to hit or dislodge.



- Will not snag fingers or the net.
- **In-Ground anchors or 140 lbs of counterweight required per goal (available separately)**
 - **Nets available separately**
 - **Wheel kits available separately**
- Ships Truck Shipping Wt. 202.3 Kg (446 lbs.) Pair

NOVA *Premiere™* Adjustable SO-600AX SOCCER GOAL

Same as the SGP-600 but has an infinitely adjustable rear crossbar allowing the goal to fit under any football goal post. No fixed settings, no fixed depth on the rear crossbar, move it a yard, a foot or an inch!



Adjustable Crossbar



Soccer/Football Anchor Kit



NSGWK Optional Wheel Kit



Easy Track Net Clips



SOCCER

NOVA CLUB™ ROUND SOCCER GOAL

Powder coated, all aluminum, portable goal offers a full ground base frame made of 101.6mm x 50.8mm (4" x 2") extruded aluminum. Features flush mount Easy Track™ net attachment system and stainless steel hardware. Exclusive 33.3 mm (1-5/16") O.D. European and auxiliary backstays for a unique look. Available with 76.2 mm (3") O.D. extruded front frame. Entire goal is powder coated white... tough and durable! All NOVA Club Goal packages come complete with 1 pair of goals, 1 pair of 101.6mm (4") mesh white nets, Easy Track™ net clips™ and a set of eight Auger style anchors. Additional styles of anchors are available. Optional wheel kit NSGWK is available. (see previous page) Ships Truck. Pair.

Models:

RCG-24S	2438.4mm X 7315.2mm X 1219.2mm X 2743.2mm (8'H X 24'W X 4'B X 9'D)	Shipping Wt. 182.4 Kg (402 lbs.)
RCG-21S	2133.6mm X 6400.8mm X 914.4mm X 2438.4mm (7'H X 21'W X 3'B X 8'D)	Shipping Wt. 162.4 Kg (358 lbs.)
RCG-18S	1981.2mm X 5638.8mm X 609.6mm X 1828.8mm (6'6"H X 18'6"W X 2'B X 6'D)	Shipping Wt. 140.6 Kg (310 lbs.)



RCG-12S	1981.2mm X 3657.6mm X 609.6mm X 1828.8mm (6'6"H X 12'W X 2'B X 6'D)	Shipping Wt. 119.8 Kg (264 lbs.)
RCG-9S	1371.6mm X 2743.2mm X 609.6mm X 1524mm (4'6"H X 9'W X 2'B X 5'D)	Shipping Wt. 98.9 Kg (218 lbs.)
RCG-6S	1371.6mm X 1828.8mm X 609.6mm X 1524mm (4'6"H X 6'W X 2'B X 5'D)	Shipping Wt. 89.8 Kg (198 lbs.)

NOVA CLASSIC™ OFFICIAL SQUARE SOCCER GOAL

A true JAYPRO classic. Official size 2438.4 mm X 7315.2 mm X 1219.2 mm X 3048 mm (8'H X 24'W X 4'B X 10'D). Powder coated goal is 101.6 mm (4") square extruded aluminum with 43.18 mm (1.7") O.D. galvanized steel backstays and rear crossbar. Features exclusive flush mount Easy Track™ net attachment system. Meets NFSH, NCAA and FIFA specifications. Ground anchors, nets and wheel kit CSGWK available separately. In-Ground anchors or 140 lbs. of counterweight required per goal. Ships Truck. Pair.

Model SGP-760 Weight 188.7 Kg. (416 lbs.)



NOVA TEAM™ OFFICIAL SQUARE SOCCER GOAL

Budget friendly goals. Available in two sizes. **Official size** 2438.4 mm X 7315.2 mm X 1219.2 mm X 3048 mm (8'H X 24'W X 4'B X 10'D) and **Junior size** 2133.6 mm X 6400.8 mm X 914.4 mm X 2438.4 mm (7'H X 21'W X 3'B X 8'D) Powder coated goals 101.6 mm X 50.8 mm (4" X 2") steel with 48.3 mm (1.9") O.D. galvanized steel backstays and rear crossbar. Features "money clip" style net attachment system. Meets NFSH and NCAA specifications. Ground anchors, nets and wheel kit CSGWK available separately. Pair.



Comes with exclusive "money clip" style net attachment.



SGP-100 2438.4mm X 7315.2mm X 1219.2mm X 3048mm (8'H X 24'W X 4'B X 10'D)
Team Official Weight 259 Kg. (571 lbs.) Ships Truck
 In-Ground anchors or 170 lbs. of counterweight required per goal.

SGP-100JR 2133.6mm X 6400.8mm X 914.4mm X 2438.4mm (7'H X 21'W X 3'B X 8'D)
Team Junior Weight 220 Kg. (485 lbs.) Ships Truck
 In-Ground anchors or 190 lbs. of counterweight required per goal.

SAFETY FEATURES



Rear ground crossbar and steel backstays improve stability and safety. Backstays run back 3048 mm (10') for a more stable base as opposed to 2438.4 mm (8') and 2743.2 mm (9') like most other goals.



CSGWK Classic Wheel Kit



SO-401A REGULATION SOCCER NET

Size 2438.4 mm X 7315.2 mm X 1219.2 mm to 3048 mm (8' H X 24' W X 4' to 10' D). 4 mm twisted. Orange.

Shipping Wt. Pr. 11.3 Kg (25 lbs.)

SO-401B JUNIOR SOCCER NET

Size 2438.4 mm X 5486.4 mm X 1219.2 mm to 3048 mm (8' H X 18' W X 4' to 10' D). 2.5 mm twisted. Orange.

Shipping Wt. Pr. 4.5 Kg (10 lbs.)

SOCCER

REGULATION SOCCER GOALS

SO-404 REGULATION SOCCER GOALS

For permanent installation. Both posts and headers are manufactured from high strength steel tubing, 101.6 mm x 101.6 mm x 3.175 mm (4" x 4" sq. X .125) wall thickness. Soccer goals are primed and painted white. Size 7315.2 mm x 2438.4 mm (24' X 8'0"). Nets sold separately.

Available as:

SO-404P	Primed/Painted White or
SO-404G	Galvanized only or
SO-404GP	Galvanized/Painted White or
SO-404PP	Powder Painted White
Ships Truck	Wt. 136.1 Kg (300 lbs.)



SO-405 JUNIOR SOCCER GOALS

For permanent installation. Both posts and headers are manufactured from high strength steel tubing., 76.2 mm x 76.2 mm x 3.175 mm (3" x 3" sq. X .125) wall thickness. Soccer goals are primed and painted white. Size 5486.4 mm x 2438.4 mm (18' X 8'0"). Nets sold separately.

SO-405P	Primed/Painted White or
SO-405G	Galvanized only or
SO-405GP	Galvanized/Painted White or
SO-405PP	Powder Painted White
Ships Truck	Wt. 113.4 Kg (250 lbs.)



SO-401A REGULATION SOCCER NET
Size 2438.4 mm X 7315.2 mm X 1219.2 mm to 3048 mm (8' H X 24' W X 4' to 10' D). 4 mm twisted. Orange.

Shipping Wt. Pr. 11.3 Kg (25 lbs.)

SO-401B JUNIOR SOCCER NET
Size 2438.4 mm X 5486.4 mm X 1219.2 mm to 3048 mm (8' H X 18' W X 4' to 10' D). 2.5 mm twisted. Orange.

Shipping Wt. Pr. 4.5 Kg (10 lbs.)

GOAL ANCHORS



SandBag With Steel Handle
Ideal where in-ground anchoring devices are not appropriate. Fill in the field with 50 lbs. of dry sand

SWB-451	Ea.	1.4 Kg (3 lbs)
SWB-454	Set of 4	5.4 Kg (12 lbs)



SandBag With Nylon Strap
Ideal where in-ground anchoring devices are not appropriate. Fill in the field with 50 lbs. of dry sand

SWB-451W	Ea.	.9 Kg (2 lbs)
SWB-454W	Set of 4	3.6 Kg (8 lbs)



SO-95-S Auger Ground Anchor (Set of 4)
457.2 mm (18") steel auger intended for use in loose or sandy soil conditions. Steel wire lanyard allows attachment to existing framework. Sold in sets of four.
Shipping Weight Set 2.3 Kg (5 lbs)



SO-18-S Spike Ground Anchor (Set of 4)
457.2 mm (18") long 3/4" galvanized steel stake intended for use in firm and tightly compressed soil conditions. Steel wire lanyard allows attachment to existing framework. Sold in sets of four.
Shipping Weight Set 5.4 Kg (12 lbs)



SO-91-S J-Hook Stake (Set of 4)
For use in firm and compressed soil. Rugged 457.2 mm (18") J-style with steel wire lanyard allows attachment to existing framework. Sold in sets of four.
Shipping Weight Set 7.3 Kg (16 lbs)



SO-60 In-Ground Anchor (Set of 4)
In ground goal anchors provide the surest means of anchoring - will neither pull out nor slide off the base frame. Securely anchors any portable NOVA goal, or existing goal with minor modification. Set includes two anchors for one goal. Shipping Weight Set 5.9 Kg (13 lbs)

SOCCER-FOOTBALL-BASEBALL



SF-407 PERMANENT COMBINATION SOCCER/ FOOTBALL GOALS

Posts and main cross bar for soccer are constructed from 101.6 mm x 3.175 mm (4" square x .125) wall tubing. The football cross bar and uprights are constructed from 50.8 mm (2") O.D. square x 3.175 mm (.125) tubing primed and painted white enamel. Shipped knocked down. For permanent installations only. Units come complete with "no-tie" net holders. Wt. 408.2 Kg (900 lbs.) Ships Truck.

Available as:

SF-407P	Primed/Painted White
SF-407G	Galvanized
SF-407GP	Galvanized/Painted White
SF-407PP	Powder Painted

FB-410P OFFSET POST PROTECTOR PADS

1828.8 mm (6' 0") high x 101.6 mm (4") thick of shock proof foam encased in 19 oz. vinyl material, velcro laced to fit 88.9 mm (3 1/2") O.D. posts. Shipping Wt. 11.3 Kg (25 lbs.)

SF-411 OFFICIAL "EUROPEAN STYLE" SOCCER NET STANDOFFS

Standoffs will fit SF-407. Made from steel pipe primed and painted white. Can be adapted to any existing soccer and combination goal post. Comes with 4 pieces to a set. Shipping Wt. 34 Kg (75 lbs.)

BASEBALL BACKSTOPS

Heavy duty construction, 60.452 mm (2 3/8") O.D. galvanized pipe upright poles with 44.45 mm (1 3/4") O.D. galvanized frame connecting pipes. Back wall and overhang wire is 50.8 mm (2") mesh, 9 guage hot dip galvanized. All clamps and hardware accessories are hot dip galvanized. Specify height and width requirements. Note: Plastic coated mesh is available on request. **Priced per job.**

BSB-101 3048 mm (10 ft.) back, 3048 mm (10 ft.) wings, no overhang. Shipping Wt. 326.6 Kg (720 lbs.)

BSB-201 6096 mm (20 ft.) back, 3048 mm (10 ft.) wings, no overhang. Shipping Wt. 421.8 (930 lbs.)

BSB-202 6096 mm (20 ft.) back, 6096 mm (20 ft.) wings, no overhang. Shipping Wt. 603.3 Kg (1330 lbs.)

BSB-1014 3048 mm (10 ft.) back, 3048 mm (10 ft.) wings, 1219.2 mm (4 ft) overhang. Shipping Wt. 483.1 Kg (1065 lbs.)



BSB-2014 6096 mm (20 ft.) back, 3048 mm (10 ft.) wings, 1219.2 mm (4 ft.) overhang. Shipping Wt. 635 Kg (1400 lbs.)

BSB-2024 6.1 m (20 ft.) back, 6.1 m (20 ft.) wings, 1.2 m (4 ft.) overhang. Shipping Wt. 2000 lbs.

PLAYERS BENCH

Priced per job.

FOOTBALL



Official Football Goal Post 8' High 20' or 30' Uprights

- 2438.4 mm (8') offset
- 168.402 mm (6-5/8") O.D. aluminum gooseneck and expandable aluminum crossbar - 7112 mm to 5638.8 mm (23' 4" to 18' 6")
- 6096 mm or 9144 mm (20' or 30') H 101.6 mm (4") O.D. aluminum uprights
- Powder coated yellow finish
- Ground sleeves for semi-permanent installation are sold separately

FBGP-820 20' Uprights

Wt. 328.9 Kg (725 lbs)

FBGP-830 30' Uprights

Wt. 365.1 Kg (805 lbs)

FBSLV8 Standard Ground Sleeve

FBGPGS-8 Ground Sleeve with Height Adjuster

Pro-Style Post Protector Pads

- Fits 114.3 mm, 141.224 mm, 168.402 mm (4-1/2", 5-9/16", 6-5/8") O.D post
- Cylindrical high density 6" thick polyurethane foam
- Rear cut-out for easy attachment
- 14 oz. nylon reinforced vinyl cover
- Vinyl cover has full length hook-and-loop closure flap
- Pads are 6' high
- Specify colour

PPP-500 114.3 mm (4-1/2") Post

PPP-700 141.224 mm (5-9/16") Post

PPP-800 168.402 mm (6-5/8") Post



	Black		Red
	Maroon		Yellow
	Orange		Kelly Green
	Grey		Forest Green
	Beige		Royal Blue
			Purple

BALL CARTS



BC-43

BC-43 PORTABLE BALL LOCKER

- All steel construction
- Chrome finish
- 4 non-marring castors
- Lockable



BC-44

BC-44 DELUXE OUTDOOR BALL LOCKER

- All steel construction
- Heavy duty lockable
- Large wheels for indoor/outdoor use



BC-16

BC-16 4 TIER BALL RACK

- 18 guage chrome plated steel tubing
- Offers lifetime rust protection and a bright appearance
- Unit rolls easily on 4 non-marring 2" castors for use on hardwood and synthetic floors
- 1314.45 mm X 1041.4 mm X 609.6 mm (51 3/4" H x 41" W x 24"D)
- 1 Year Limited Warranty

8.2 Kg (18 Lbs.)



BC-12

BC-12 3 TIER BALL RACK

- 18 guage chrome plated steel tubing
- Offers lifetime rust protection and a bright appearance
- Unit rolls easily on 4 non-marring 2" castors for use on hardwood and synthetic floors
- 1009.65 mm X 1041.4 mm X 355.6 mm (39 3/4" H x 41" W x 14"D)
- 1 Year Limited Warranty

6.4 Kg (14 Lbs.)

BENCHES

BE-19AS LAMINATED HARDWOOD TOP BALANCE BENCH



Hardwood Top Balance Bench

Top quality, very durable, attractive balance bench. The bench tops are constructed from kiln dried multi-laminated select hardwood finished with hard clear gloss lacquer. The aluminum legs come with a lifetime warranty and have 88.9 mm (3.5") rubber floor protectors.

Height: (355.6 mm) 14", Width: (254 mm) 10", Length: 3048 mm(10')

BE-19AS Balance Bench (Aluminum Legs)

Shipping Wt. 31.8 Kg (70 lbs.)

Bench Hooks

BE-23 - Formed steel leather covered stationary balance bench hooks.

Shipping Wt. 2.3 Kg (5 lbs.)



BE-19AT ALUMINUM TOP BALANCE BENCH



BE-24 - Hinged brass leather covered balance bench hooks.

Shipping Wt. 2.3 Kg (5 lbs.)

Replacement Rubber Bumpers

SRB-Small Rubber Bumpers - 44.45 mm (1³/₄")

Shipping Wt. .1 Kg (.25 lbs.)

LRB-Large Rubber Bumpers - 88.9 mm (3¹/₂")

Shipping Wt. .2 Kg (.5 lbs.)

Replacement Aluminum Legs

REPLEG Aluminum Legs c/w bumpers.

Replacement Wood Tops

REPTOP Hardwood Replacement Bench Top

BE-19AT Aluminum Top Balance Bench

Anodized aluminum top with aluminum legs. The aluminum legs come with a lifetime warranty and have 88.9 mm (3.5") rubber floor protectors.

BE-19AT - 3048 mm long x 355.6 mm high x 254 mm wide (10'0" x 14" x 10").

Shipping Wt. 22.7 Kg (50 lbs.)

BIKE RACKS



BRL LOOP-STYLE BIKE RACKS

These bike racks are popular for their long lasting durability and sleek design. For permanent in ground installation.

- Great for schools, playgrounds, parks, camps and retail centers.
- Constructed of 60.452 mm (2 3/8") high-tensile galvanized steel pipe with cold-galvanized welds.
- Finish is painted with a durable outdoor aluminum enamel for protection in harsh outdoor climates.
- **Optional** baked-on polyester powder coat finish available in your choice of black, bronze, blue, red or green.

PC - Powder Coated



LBR-12 LOW TYPE BIKE RACK - 12 BIKES

Sturdily constructed completely assembled in welded sections, hot dipped galvanized. Height 152.4 mm (6"), width 609.6 mm (24"), length 2438.4 mm (8'). Capacity 12 bikes.

Wt. 54.4 Kg (120 lbs.)

LBR-18 LOW TYPE BIKE RACK - 18 BIKES

Height 152.4 mm (6"), width 609.6 mm (24"), length 3657.6 mm (12'). Capacity 18 bikes.


Wt. 81.7 Kg (180 lbs.)

LBR-24 LOW TYPE BIKE RACK - 24 BIKES

Height 152.4 mm (6"), width 609.6 mm (24"), length 4876.8 mm (16'). Capacity 24 bikes.

Wt. 90.3 Kg (199 lbs.)

TOT DOCK




TD-100 TOT DOCK

Convert the shallow end of your pool into a safe environment for teaching beginning swimmers. All Aluminum with PVC adjustable legs secured by stainless steel bolts. Platform measures 965.2 mm X 1828.8 mm (3' 2" x 6'). Maximum height 749.3 mm (29 1/2") from bottom of pool to top of platform.

Tot Dock should always be used under supervision of a qualified swimming instructor and removed from pool right after use.

Wt. 27.2 Kg (60 lbs.)

PART NO.	LENGTH	CAPACITY	WEIGHT	
BRL-2	990.6 mm (3' 3")	5 BIKES	22.7 Kg (50 Lbs)	
BRL-2-PC	990.6 mm (3' 3")	5 BIKES	22.7 Kg (50 Lbs)	
BRL-3	1600.2 mm (5' 3")	7 BIKES	31.8 Kg (70 Lbs)	
BRL-3-PC	1600.2 mm (5' 3")	7 BIKES	31.8 Kg (70 Lbs)	
BRL-4	2209.8 mm (7' 3")	9 BIKES	40.8 Kg (90 Lbs)	
BRL-4-PC	2209.8 mm (7' 3")	9 BIKES	40.8 Kg (90 Lbs)	
BRL-5	2819.4 mm (9' 3")	11 BIKES	50 Kg (110 Lbs)	
BRL-5-PC	2819.4 mm (9' 3")	11 BIKES	50 Kg (110 Lbs)	



BR-718 VERTICAL PORTABLE BIKE RACK

These bike racks are designed to keep many bikes neatly arranged. Bikes can be conveniently locked or chained to discourage theft. Fits bikes of all sizes. Holds 22 bikes. Length 3556 mm (140").

Wt. 90.3 Kg (199 lbs.)

BR-711 VERTICAL PERMANENT BIKE RACK

Similar construction as BR-718 except for base (see illustration). Unit is designed for permanent installation. Holds 22 bikes. Length 3556 mm (140").

Wt. 60.3 Kg (133 lbs.)

SPECTATOR SEATING



**SculptureSeat Modules
(SSM)**



**SculptureSeat Modules on
concrete with optional
fixed backrests**



GDS-SC Stadium Chair

SPECTATOR SEATING



GDS-PC Platform Chair




Mobile Units

Interkal offers a wide variety of quality products and the expertise to design and engineer a complete seating package for the multi-purpose facility.

Canadian Welding Bureau Certified

SEATING BY INTERKAL

SPECTATOR SEATING



ARENA CHAIR

- Fixed seat is primarily used for Sports Complexes for indoor or outdoor applications
- Provides firm and uniform support to the user and easy, low cost maintenance for the owner
- The Arena chair is known for its durability
- Parts continue to be available for retrofitting, ensuring customers return on their long term investment
- Variety of options are available to customize the basic model
- Can meet your application needs be it in the general or VIP seating areas at an affordable price

Priced per job



ARENA 510

This model is specifically intended for floor mount applications



ARENA 520

This model is specifically intended for riser mount applications



ARENA 530

This model is specifically intended for floor mount applications requiring more robust steel structure



ARENA 540


This model is specifically intended for riser mount applications requiring more robust steel structure



ARENA 540

This particular model addresses the need of the warm look of wood

SPECTATOR SEATING



MAXIMA CHAIR

- Chair combines the use of blow moulded plastic and softness with ergonomic shaping to provide unsurpassed comfort in this seating category
- Primarily used for Sports Complexes for indoor or outdoor applications

Priced per job



MAXIMA 910
This model is specifically intended for floor mount applications



MAXIMA 920
This model is specifically intended for riser mount applications



MAXIMA 930
This floor mounted version of the chair features cast iron standards



MAXIMA 940
This version of the chair features cast iron standards and offers low profile standards that can be installed on a riser as low as 7" (178mm) or with the standard riser as high as 22" (558)



MAXIMA 950
This upholstered seat version features additional style and comfort and is ideal for indoor or partially covered VIP seating areas

SPECTATOR SEATING

MISSISSAUGA



MISSISSAUGA CHAIR by DUCHARME

The Mississauga chair is the chair of choice when overall user comfort, extensive options and beauty are important to you. Depicted here with a double seam and lateral curvature, the chair has been designed to meet the highest standards as required by the most prestigious performance art centres.

The look, style and comfort of the chair can significantly change based on the seam customization and seat back thickness you choose.

The air circulation diffuser is standard on this model allowing for enhanced temperature controls within the theatre space.

Our commitment to providing seating solutions that offer comfort, aesthetics and uncompromising quality will certainly complement your architecture.

SEAT:

- A 3-1/2" thick (89 mm) high density open celled polyurethane cushion provides maximum comfort
- The cushion is glued onto a 5/8" (16mm) plywood structure
- The wood frame and foam assembly is covered with an upholstery material
- The under seat is decorative wood multi ply curved panel

BACK:

- The back provides ergonomically designed lumbar support
- The back cushion is made of 1-1/2" (38mm) open celled polyurethane foam attached to lateral supports using heavy gauge steel plates
- The exterior back is made of selected moulded hardwood panel
- Back provides integrally designed skirt to protect upholstery on seat back

DIMENSIONS:

- Seat widths available in 19 to 24 inches (483,508,533,558, 584, 610mm) arm rest center to arm rest center
- Overall seat height 34" (900mm)
- Floor to seat height 17-1/2" (444mm)
- Overall with seat in closed position 16 degree pitch 18" (457mm)
- Overall with seat in open position 16 degree pitch 26" (660mm)
- Back height 27" (737mm)

MAINTENANCE:

- Seats and backs are easily refurbished or replaced
- Component parts are quickly and easily replaced
- Anchor bolt cover facilitates cleaning

OPTIONS:

- Wood reveal, top, perimeter, perforated as per customer specification
- Decorative wood aisle panels
- Full height aisle panels
- Natural or stained finish on wood
- Upholstered armrests
- Seamed upholstery
- Cup holders
- LED aisle lights are fully recessed into the armrests standards and decorative aisle panels
- Number and letter plates
- Removable base
- Single pedestal option for easy cleaning
- Flip up armrest
- Swing away aisle panel (ADA)
- Also available in floor or riser stanchion mounts
- Construction features concealed fasteners

ARMRESTS:

- Arms are made of solid unblemished hardwood with rounded corners
- Built in rearward slant for additional comfort
- Mounting plates are completely concealed

STRUCTURE:

- Perforated diffuser base (also available in smooth steel) for floor vent climate control
- "U" structure is made of extra strength flat bar 1/4" (6mm) x 4" (102mm) thick
- Pedestal diffuser base is adjusted to follow the floor slope
- Pedestals are attached to the floor or riser by 4 bolts per pedestal
- Retraction mechanism is composed of 2 noiseless torsion bars tilting mechanism concealed in the seat bottom
- Electro statically applied polyester powder coat finish

SPECTATOR SEATING

COMFORT CHAIR by DUCHARME

This attractive chair is designed to delight guests in owner suites as well as audiences in corporate boxes or general VIP area seating located in the bottom rows of a facility.

The standard chair design features a back made of high-density blow moulded polyethylene, shaped in a long slight curve adding to its style, comfort and durability. Be it a partially covered or indoor facility this chair will stand the test of time.

For a more refined look the exterior back is also available in wood that lends itself well to owner suites or corporate boxes.

This chair will indeed enhance the design and function of these noteworthy areas within any sports complex. Available in either floor or riser mounted versions.

SEAT:

- Seats are ergonomically designed to provide maximum comfort
- The cushion is made of highly resilient moulded polyurethane foam glued to a sturdy multi-ply curved wooden base
- The under seat is made of blow moulded high density polyethylene

BACK:

- The back provides ergonomically designed lumbar support
- The back cushion is made of highly resilient polyurethane foam attached to lateral supports using heavy gauge steel plates
- The exterior back is made of blow moulded high density polyethylene
- Back provides integrally designed skirt to protect upholstery on seat back
- Construction features concealed attachment hardware
- Surface is satin finish guaranteeing long term durability

SPECTATOR SAFETY:

- Seat rises automatically to a uniform three-quarter safety fold

MAINTENANCE:

- Plastic/metal material construction is suitable for high pressure cleaning
- Component parts are quickly and easily replaced

OPTIONS:

- Moulded multi ply curved exterior back
- Decorative wood aisle panel
- Logo on the decorative wood aisle panel

- Donor plate on the armrest
- Upholstered aisle panels
- Upholstered armrests
- Plastic laminate aisle panels
- Cup holders
- LED aisle lights
- Number and letter plates
- Removable base on floor mounted version
- Flip up armrest
- Swing away aisle panels
- Tufting
- For press room application folding writing tablet (left or right)
- Decorative box and cover raceway system provides channel that houses (provided by customer) electrical conduits and telecommunication cables
- Book rack mounted on to chair back

ARMRESTS:

- Arms are made of solid unblemished hardwood, which are fixed to the lateral supports
- Mounting plate is completely concealed

STRUCTURE:

- Standards are made of extra-strength tubular steel 1"x3" (25mm x 76mm)
- Standards are attached to the floor or riser by two bolts per pedestal
- Retraction mechanism is composed of two double tension springs concealed in the moulded seat bottom
- Polyester powder coating is available in a variety of colours



SYMPHONY CHAIR by DUCHARME

Designed for Theatres, PACs and Auditoriums, the Symphony seat and backrest are composed of comfortable and pleasantly shaped foam. The sleek lines of the seat and back are aligned in a harmonious position that gives the seat all the lateral and longitudinal rigidity needed for its use without compromising comfort and durability. Available in either floor or riser mounted versions.

FEATURES


- Flat, sloped or tiered floor installation
- Riser or floor mounted
- Overall chair height 34"
- Chair width 19" 20" 21" 22" 23"
- Three back rest angles
- Counterweight uplift seat mechanism

Options: To be built to customer specification. Anti-Panic Tablet Armrest, LED aisle lights, Seat and Row Lettering, ADA capability, Bariatric capability, cupholders

Customization available upon request



SPECTATOR SEATING



7000X Series Table and Swivel Chair System by DUCHARME

The 7000x series table and swivel chair system offers fixed tables in continuous straight, curved or segmented curved rows. Swivel chairs automatically return to the closed position when not in use. This feature keeps aisles neat and simplifies floor cleaning.

The Series 7000 can be custom built for specific applications. The product

was modified according to exacting specifications for the John Molson School of Business, Concordia University (shown above left)

Features:

- Standards are adaptable to level or inclined floors
- Available with a channel to run computer cabling
- The base is made of heavy gauge

1-1/2" x 3" (38mm x 76mm) rectangular steel tubing

- Anchor bolt covers are included
- Finish is polyester (or epoxy) baked powder paint in a variety of colours
- Work surfaces are finished in high pressure plastic laminate
- 1-1/8" (28mm) thick particle board core with plastic laminate backing
- Any chair within the 6000 series is available for use with the table system

Tip N Roll Bleacher



Model No.	Rows	Length	Seats	Weight
TPR-0307-5	3	2286 mm (7' 6")	15	85.7 Kg (189 lbs)
TPR-0309	3	2743.2 mm (9')	18	93.9 Kg (207 lbs)
TPR-0312	3	3657.6 mm (12')	24	119.3 Kg (263 lbs)
TPR-0315	3	4572 mm (15')	30	147.9 Kg (326 lbs)
TPR-0321	3	6400.8 mm (21')	42	190.5 Kg (420 lbs)
TPR-0324	3	7315.2 mm (24')	48	217.7 Kg (480 lbs)

Tip N Roll Bleacher

- 406.4 mm (16") First Seat, 6" Rise/Row, Top Seat under 762 mm (30")
- 2 X 10 Anodized Aluminum Seat Plank
- Double 2 X 10 Mill Finish Aluminum Foot Plank
- Non-Marring Rubber Foot Pads & Swivel Castors
- **Optional at additional cost:** Add colour with powder coated seat planks. Call for quote.

Freight extra.



Standard Powder Paint Colours Available.
Additional Custom Colours also available upon request.

WARNING: DUE TO POTENTIAL WIND HAZARDS, TIP N ROLLS SHOULD BE USED ONLY INDOORS AND TIPPED UP BY A RESPONSIBLE AND CAPABLE ADULT. LARGER UNITS MAY REQUIRE MORE THAN ONE PERSON TO TIP & MOVE.

SPECTATOR SEATING

BE-DA Portable Bench

- 254 mm (10") anodized aluminum seat
- Aluminum legs
- Length by model 1828.8 mm, 2438.4 mm, 3657.6 mm, 4547.2 mm, 6400.8 mm, 7315.2 mm (6', 8', 12', 15', 21', 24')
- Seats by model 4, 5, 8, 10, 14, 16
- Shipping cost extra
- Set-up and installation if required extra

Call for Pricing



BE-DB Portable Double Bench

- 508 mm (20") anodized aluminum seat
- Aluminum legs
- Length by model 1828.8 mm, 2438.4 mm, 3657.6 mm, 4547.2 mm, 6400.8 mm, 7315.2 mm (6', 8', 12', 15', 21', 24')
- Seats by model 4, 5, 8, 10, 14, 16
- Shipping cost extra
- Set-up and installation if required extra

Call for Pricing



BE-DE Portable Locker Room Bench

- 254 mm (10") anodized aluminum seat
- Aluminum legs with rubber foot pads (optional)
- Length by model 1828.8 mm, 2438.4 mm, 3657.6 mm, 4547.2 mm, 6400.8 mm, 7315.2 mm (6', 8', 12', 15', 21', 24')
- Seats by model 4, 5, 8, 10, 14, 16
- Shipping cost extra
- Set-up and installation if required extra

Call for Pricing



SPECTATOR SEATING

BE-PD Permanent Bench

- 254 mm (10") anodized aluminum seat
- Heavy duty 60.452 mm (2 3/8") OD schedule 40 galvanized steel legs
- 838.2 mm (33") H X 533.4 mm (21") D
- Length by model 1828.8 mm, 2438.4 mm, 3657.6 mm, 45472 mm, 6400.8 mm, 7315.2 mm (6', 8', 12', 15', 21', 24')
- Seats by model 4, 5, 8, 10, 14, 16
- Shipping cost extra
- Set-up and installation if required extra

Call for Pricing



BE-PB Permanent Bench with Back

- 254 mm (10") anodized aluminum seat and backrest
- Heavy duty 60.452 mm (2 3/8") OD schedule 40 galvanized steel legs
- 431.8 mm (17") H X 254 mm (10") D
- Length by model 1828.8 mm, 2438.4 mm, 3657.6 mm, 45472 mm, 6400.8 mm, 7315.2 mm (6', 8', 12', 15', 21', 24')
- Seats by model 4, 5, 8, 10, 14, 16
- Shipping cost extra
- Set-up and installation if required extra

Call for Pricing



BE-DF Portable Bench

- 254 mm (10") anodized aluminum seat
- Aluminum angle legs
- 431.8 mm (17") H X 457.2 mm (18") D
- Length by model 1828.8 mm, 2438.4 mm, 3657.6 mm, 45472 mm, 6400.8 mm, 7315.2 mm (6', 8', 12', 15', 21', 24')
- Seats by model 4, 5, 8, 10, 14, 16
- Shipping cost extra
- Set-up and installation if required extra

Call for Pricing



BE-PG Portable Bench with Back

- 254 mm (10") anodized aluminum seat and backrest
- Heavy duty 60.452 mm (2 3/8") OD schedule 40 galvanized steel legs
- 838.2 mm (33") H X 609.6 mm (24") D
- Length by model 1828.8 mm, 2438.4 mm, 3657.6 mm, 45472 mm, 6400.8 mm, 7315.2 mm (6', 8', 12', 15', 21', 24')
- Seats by model 4, 5, 8, 10, 14, 16
- Shipping cost extra
- Set-up and installation if required extra

Call for Pricing



SPECTATOR SEATING

3 Row Non-Elevated Bleacher

- 406.4 mm (16") first seat height
 - 152.4 mm (6") rise/609.6 mm (24") run per row
 - Top seat under 762 mm (30") high
 - 2 x 10 anodized aluminum seat plank
 - Double (2) 2 X 10 foot planks all rows (PRF-Preferred)
 - Available with aluminum or galvanized angle frames
 - 3 row systems-guardrails not required by most building & safety codes
- Freight Extra

Call for Pricing



4 Row Low Rise Bleacher

- 304.8 mm (12") anodized aluminum seat plank
 - 2 X 254 mm (10") mill finish aluminum foot planks per row
 - Aluminum frame
 - First seat height under 304.8 mm (12")
 - 152.4 mm (6") rise/609.6 mm (24") run per row
 - 736.6 mmH x 2133.6 mmD (29"H x 84"D) - Length per model
 - Guardrail, aisles, risers not required by most building & safety codes
- Freight Extra

Call for Pricing



5 Row Low Rise Bleacher

- 304.8 mm (12") anodized aluminum seat plank
 - 2 X 254 mm (10") mill finish aluminum foot planks per row
 - 2" X 254 mm (10") riser plank at 5th row only
 - Aluminum frame
 - First seat height under 304.8 mm (12")
 - 152.4 mm (6") rise/609.6 mm (24") run per row
 - 736.6 mmH x 2133.6 mmD (29"H x 84"D) - Length per model
 - Vertical Picket Guardrail (aluminum pickets and rail) included
 - Guardrail wraps around top seat 45" from top seat to top of guardrail
- Freight Extra

Call for Pricing



10 Row Non-Elevated Bleacher with Chainlink

- 254 mm (10") anodized aluminum seat plank
 - (2) two 2 X 254 mm (10") mill finish aluminum foot plank every row
 - 25.4 mm x 152.4 mm (1" X 6") riser plank under row 4 & up
 - 50.8 mm x 254 mm (2" X 10") riser plank on top row
 - Aluminum or Galvanized frame
 - 203.2 mm /609.6 mm (8" rise/24") run per row - First seat height under 17"
 - 3429 mmH x 5892.8 mmD (11'3"H X 19'4"D) - Length per model
 - Height with guardrail - Chainlink Guardrail included
 - 45" guardrail height, from top seat
- Freight Extra

Setup and Installation - if desired, quoted extra

Call for Pricing



MOTORIZED SCREEN SYSTEMS

INTEGRATED CYBER SERIES

Strong | MDI has added the Integrated Cyber series to its product offering to cater to the growing request for small motorized systems. The screens feature elegant design, quality build and a practical operating system. The structure is made out of a single piece of aluminum alloy, resulting in a seamless and solid structure that allows the system to run quietly. The high quality layered screen surface is smooth and renders a flawless image. In addition, the system features an innovative floating bracket system to ensure easy and secure installation.

Applications include: Conference rooms, media rooms, home theatres, museums, educational and worship facilities.



FEATURES

- Enhanced heavy duty tubular motor
- Adjustable drop/retraction limit
- Generous amount of black drop
- 4 layer matte white material with fiberglass backing
- Built-in control center
- IR remote control system
- 12v trigger plug-in
- RS-232 central command
- External IR interface
- Built in switch
- Floating L-bracket installation, wall or ceiling mount, adjustable and lockable


OPTIONS

- Black or white casing
- Available screen surfaces: 1.0, 1.0+, Rearview, Studioview, Blackview, Digitalview
- Standard micro or non-perforated screen option
- Other sizes available upon request
- Available in 4:3 format
- Black PVC borders

RECESSED INTEGRATED CYBER SERIES

The Recessed Ceiling Motorized Screen System uses a separated casing patent technology to reduce noise and vibration. The sturdy and easy to install hidden recessed screen is the ideal solution for applications requiring an attractive and practical screen that blends harmoniously into any decor.

Applications include: Home cinema, conference rooms, offices, classrooms.



FEATURES

- Separated casing patented technology reduces noise
- Sturdy and lightweight aluminum alloy construction
- Available for all ceiling types
- Enhanced heavy duty tubular motor
- Adjustable drop/retraction limit
- Generous amount of black drop
- 4 layer matt white material with fibreglass backing
- Built-in control center
- IR remote control system
- 12v trigger plug-in
- RS/232 central command
- External IR interface
- Built in switch

OPTIONS

- Available screen surfaces: 1.0, 1.0+, Rearview, Studioview, Blackview
- Standard, micro or non-perforated screen option
- Other sizes available upon request
- Available in 4:3 format

MOTORIZED SCREEN SYSTEMS

STRONGVIEW

Up to 18' – 6" (5.64 m) in image width

Custom designed and fabricated large format motorized screen. Featuring an elegant design and a silent operation system using a heavy duty tubular motor. Nylon side tab tensioners ensure a smooth, wrinkle free projection screen. Available with most of our perforated or non-perforated surfaces.

FEATURES

- CSA approved, ½ HP tubular motor, 120V - 5amp
- Separate control box with wireless module
- Rigid 1" x 1" (25.4mm x 25.4mm) steel tubing head truss assembly
- ¼" (6.35mm) thick mat black plexiglass (UL 94 class V fi re rating) covered head truss assembly
- Nylon side tension tab cable
- Up to 1 : 1 format ratio
- Custom black PVC masking borders
- Handheld RF wireless remote control included (2)
- Low voltage control trigger (Down/Stop/Up) on terminal strip
- 1 x 110V male 'U'-ground connector
- Standard 2 year warranty



OPTIONS

- 220V – 240V operation
- Wired wall mount key pad remote control (VMR5)
- CUL/CSA twist lock male connector (to be specified)
- Adaptable rigging hardware (to be specified)
- Perforated, non-perforated front or rear projection surfaces
- Extended 3 year warranty

STRONGVIEW XL

Up to 36' – 6" (11.12 m) in image width

Custom designed and fabricated large format motorized screen with roll-up / roll-down mechanism. Featuring an elegant design and a silent operation system. Tensioned steel cables and side tab tensioners ensure a smooth, wrinkle free projection screen. Available with most of our perforated or non-perforated surfaces.

FEATURES

- CSA Certified ½ HP motor with brake system, ramp-up and ramp-down operation, 120 V - 6.5 amp
- 1" x 1" (25.4 mm x 25.4 mm) rigid steel tubing head truss assembly
- ¼" (6.35 mm) thick mat black plexiglass (UL 94 class V fi re rating) covered head truss assembly
- Nylon side tension tabs
- Heavy duty 6" (152.4mm) diameter aluminum tube
- Machined aluminum drums with cable winding guards
- 3/16" (4.8mm) tensioned steel cables
- Up to 1 : 1 surface ratio (image and borders)
- Custom black PVC masking borders
- Separate control box with wireless module
- Handheld RF wireless remote controls included (2)
- Low voltage control trigger (Down/Stop/Up) on terminal strip
- 2 x 110V male 'U'- ground connectors (electric + electronics)
- Standard 2 year warranty



OPTIONS

- 220V – 240V operation
- Wired wall mount key pad remote control (VMR5)
- CUL/CSA twist lock male connector (to be specified)
- Adaptable rigging hardware (to be specified)
- Perforated, non-perforated front or rear projection surfaces
- Extended 3 year warranty

Product Index

- A**
 - Adapter Bushing 28
 - B**
 - BADMINTON**
 - Badminton Racquet 36
 - Net 36
 - Portable Badminton Posts 36
 - Posts 34, 35, 36
 - Shuttles 36
 - BALL CARRIERS**
 - Deluxe Outdoor Ball Locker 43
 - Portable Ball Locker 43
 - Tier Ball Rack 43
 - BALLS**
 - Basketball 17
 - Tetherball 37
 - Volleyball 31
 - BASEBALL BACKSTOPS 41**
 - BASKETBALL BACKBOARDS**
 - Aluminum
 - Fan-Shaped 12
 - Backboard Padding 16
 - Glass
 - Backboard Package 13
 - Fan-Shaped 12
 - Glass Retention System 11
 - Perimeter LED Light Strips 11
 - Rectangular 11
 - Indoor Gymnasium Package 13
 - Steel
 - Fan-Shaped 12
 - Rectangular 12
 - BASKETBALL BACKSTOPS**
 - INDOOR UNITS**
 - Ceiling Hung Units 3
 - Competition Portables 5
 - Electric Height Adjuster 8
 - Fixed Wall Mounted 7
 - Height Adjustable Adapter Framing 8
 - Height Adjustable Backstop 7
 - Practice Backstop 8
 - Safety Sign 10
 - Side Court Units 5
 - Side Swing Wall Mounted 6
 - Wall Mounted Swing-Up 6
 - OUTDOOR UNITS**
 - Adapter H-Bracket 9
 - Extension Brackets 9
 - Goal Post Padding 9
 - Gooseneck Single Post 9
 - Practice Backstop 8
 - Pro Series Adjustable System 15
 - Single Post Basketball Backstop 9
 - BASKETBALL GOALS**
 - Back Mount
 - Fixed Goal 15
 - Scholastic Breakaway Goal 15
 - Super Fixed Goal 15
 - Front Mount
 - Breakaway 13
 - Endurance Breakaway Slam 14
 - Fixed Goal 14
 - Multi-Directional Breakaway 13
 - Titan Super Goal 14
 - BASKETBALL NETS**
 - Anti-Whip 14
 - Anti-Whip Pro with tie 14
 - Steel Chain Net 14
 - Basketballs 17
 - Basketball Training Aids
 - Master Toss Back 17
 - Playmaker Toss Back 17
 - Varsity Toss Back 17
 - BENCHES**
 - Aluminum Legs 44
 - Anodized Aluminum Top Bench 44
 - Hardwood Top Balance Bench 44
 - Outdoor Permanent Bench 53, 54
 - Outdoor Portable Bench 54
 - BIKE RACKS**
 - Loop Style Bike Racks 45
 - Low Type Bike Racks 45
 - Vertical Permanent Bike Rack 45
 - Vertical Portable Bike Rack 45
 - C**
 - CHAIR**
 - Arena Chair 48
 - Comfort Chair 51
 - Maxima Chair 49
 - Mississauga Chair 50
 - Swivel Chair 52
 - CRASH MATS**
 - Competition Mat 27
 - Crash Mat 27
 - CURTAINS**
 - Centre Roll Curtain 18
 - Form-Fold Divider Curtain 22
 - Isolator Acoustic Roll Up Curtain 21
 - Walkdraw Curtain 20
 - CUSHION EDGE 16**
 - F**
 - FLOOR ANCHORS 33**
 - FLOOR MATS**
 - Maxmat 26
 - Optimat 26
 - Physio Mat 26
 - Roll Fold Mat 26
 - Slab Mat 25
 - Standard Folding Mat 26
 - FLOOR SOCKETS**
 - Adapter Bushings 28
 - Fixed Floor Sockets 28
 - Floating Floor Sockets 28, 31
 - Hinged Cap Floor Sockets 31
 - Replacement Flanges and Lids 28
 - FOOTBALL**
 - Goals 41, 42
 - Post Protector Pads 42
 - G**
 - GROUND SLEEVES 35**
 - GYMNASIUM DIVIDER CURTAINS**
 - Centre Roll Curtain 18
 - Form-Fold Divider Curtain 22
 - Isolator Acoustic Roll Up Curtain 21
 - Walkdraw Curtain 20
 - I**
 - INFLATION**
 - Needles 31
 - Pumps 31
 - M**
 - MOTORIZED SCREEN SYSTEMS 56, 57**
 - N**
 - NETS**
 - Badminton 36
 - Basketball Anti Whip 14
 - Basketball Anti-Whip Pro with Tie 14
 - Basketball Steel Chain 14
 - Soccer 39, 40
 - Tennis 37
 - Volleyball 31, 33
 - P**
 - PICKLEBALL 36**
 - POSTS**
 - Badminton 35, 36
 - Basketball
 - Gooseneck Outdoor 9
 - Single Outdoor 9
 - Combination
 - Steel 35
 - Tennis 35, 37
 - Tetherball 37
 - Volleyball 35
 - Aluminum 29, 33
 - Steel 30, 35
 - Super Uni 34
 - Pro Mold Cushion Edge 16
- R**
- REFEREE STANDS 32, 34**
- Remote Control Transmitter 10
- RETRACTABLE STAGE 23, 24**
 - Portable Steps 24
 - Safety Padding 24
 - Stage Ramp 24
 - Stage Skirting 24
- S**
- SAFETY EQUIPMENT**
 - Aut-O-Lok 10
 - Cushion Edge 16
 - Posilock Safety Strap 10
 - Safety Sign 10
- SAFETY PADDING**
 - Pro-Style Post Protector Pads 42
 - Referee Platform Padding 32, 34
 - Super Uni Posts 34
- SOCGER**
 - Combination Goals 41
 - Goals 38, 39, 40, 41
 - Ground Anchors 40
 - Nets 39, 40
 - Portable Goals 38, 39
 - Sand Bags 40
 - Wheel Kits 38, 39
- SPECTATOR SEATING**
- INDOOR SEATING**
 - Arena Chair 48
 - Comfort Chair 51
 - Maxima Chair 49
 - Mississauga Chair 50
 - Portable Locker Room Bench 53
 - Spectator Seating Systems 47
 - Table and Swivel Chair System 52
 - Tip and Roll Bleachers 52
- OUTDOOR SEATING**
 - 3 Row Non-Elevated Bleacher 55
 - 4 Row Low Rise Bleacher 55
 - 5 Row Low Rise Bleacher 55
 - 10 Row Non-Elevated Bleacher with Chainlink 55
 - Permanent Bench 53, 54
 - Permanent Bench with Back 54
 - Portable Bench 53, 54
 - Portable Bench with Back 54
- T**
- TENNIS**
 - Nets 37
 - Posts 34, 35, 37
 - Racquets 37
 - Tennis Balls 37
- TETHERBALL**
 - Balls 37
 - Post 37
 - Tot Dock 45
 - Triple Hoop Game 37
- V**
- VELCRO STRIPS 25**
- VOLLEYBALL**
 - Adapter Bushings 28
 - Antenna 31, 33
 - Antenna Attachment 33
 - Cable Extensions 33
 - Coaches Block 32
 - Floating Floor Sockets 28, 31
 - Floor Anchor 33
 - Hinged Cap Floor Sockets 31
 - Nets 31, 33
 - Portable Volleyball System 32
 - Post Padding 31
 - Posts
 - Aluminum 29, 33
 - Fold-Away Handle Winch 35
 - Galvanized Steel 35
 - Heavy Duty Winch 35
 - Safety Padding 31, 32, 34
 - Steel 30, 35
 - Super Uni 34
 - Post Storage Rack 32
 - Referee Stands 32, 34
 - Rolling Volleyball System 32
 - Volleyball Systems 29, 30, 33
 - Volleyballs 31
- W**
- WALL PADDING**
 - Permanent Wall Padding 25
 - Removable Wall Padding 25
 - Velcro Strips 25
- Wheel Kits 38**
- WINCHES**
 - Fold Away Handle Winch 35
 - Lynrus Electric Winch 10
 - Manual Winch 10
 - Remote Control Receiver 10
 - Remote Control Transmitter 10
 - Torque Electric Winch 10
 - Volleyball Heavy Duty Winch 35

Gymnasium & Health Equipment Ltd.

Warranty

We guarantee to replace or repair any article which is defective in workmanship or materials. No equipment is returnable unless authorized in writing by Gymnasium & Health Equipment Ltd. Returned equipment must be prepaid to us. Any new equipment manufactured by Gymnasium & Health Equipment Ltd., that proves defective within two years from date of shipment will, when equipment has been subject to fair treatment, if returned prepaid to our factory, be repaired or replaced free of charge, F.O.B. our factory, Gymnasium & Health Equipment Ltd., Markham. Equipment and accessories not manufactured by Gymnasium & Health Equipment Ltd., are warranted only to the extent of the original manufacturers warranty. Written permission must be obtained from Gymnasium & Health Equipment Ltd. before returning any equipment claimed defective for our inspection. We reserve the right to substitute new or improved equipment or parts on any orders or replacements.

NOTE: This warranty applies to all our equipment with additional "Limited" warranties as listed in this catalogue.

Terms and Conditions

- 1. ACCEPTANCE OF ORDERS:** All orders and contracts are subject to acceptance by the executive office at the factory and to the conditions herein set forth.
- 2. PRICES:** List prices and discount schedules as established by GHE are to be maintained at all times. Prices are for merchandise F.O.B. original point of shipment. Prices, discounts, quotations, and specifications are subject to change without notice and will be applied as in effect at time of shipment.
- 3. PACKING:** Prices include packing for domestic shipping. For export packing add 5% of the list price, this being a NET charge. No allowance will be made for omission of standard packaging or crating.
- 4. SHIPPING:** If routing of shipment is specified on customer's order, it will be followed whenever practicable. Otherwise, routing is subject to our choice.
- 5. TAXES:** Applicable taxes applying to the sale of GHE products will be added to the invoice.
- 6. TERMS:** Net 30 days. A service charge of 2% per month, which is an annual rate of 24% per year, will be charged on all overdue accounts. Shipments may be discontinued on past due accounts until payment has been made to the satisfaction of GHE. The company may reject any agreement for extension of credit, except as approved by its office at Markham, Ontario, or may require full payment prior to assembling or shipping any merchandise, notwithstanding any contrary conditions specified in any order, contract or sale. Unless otherwise specifically provided, we will furnish invoices and shipping documents as specified on the customer's order. Any of the terms and provisions on the customer's order which are in any way inconsistent with our policy shall not be considered applicable to the sale.
- 7. TITLE:** All merchandise is sold subject to these conditions and shall remain the property of the Company until paid for in full, provided that all risk of loss or damage to merchandise is assumed by the customer.
- 8. ORDER CHANGES:** No changes in orders will be accepted from the customer, except by special written arrangement with the executive office.
- 9. CANCELLATION:** No orders or sales may be cancelled without the consent of the Company. At the Company's option, cancelled orders are subject to payment of cancellation charges equal to all costs incurred by the Company up to the date of cancellation, including a reasonable allowance for overhead, computed on the basis of accepted accounting methods.
- 10. RETURN OF GOODS:** Written permission from the factory must be obtained before returning any merchandise. All transportation charges must be borne by the customer. New material of current design accepted by the company for credit is subject to a restocking charge of at least 25%.
- 11. CLAIMS:** All goods shall be deemed delivered to the Purchaser at the time they are placed in the hands of the carrier and consigned to the purchaser; loss, damage or destruction of any said merchandise is assumed by the purchaser. No claim may be made unless made within ten (10) days after receipt of merchandise, and unless it is based on the conditions of the written purchase order accepted by GHE or as stated herein.
- 12. DELAYED DELIVERIES:** GHE shall not be liable for any delay in shipping or delivery of merchandise for any cause whatsoever. If for any cause whatsoever transportation of merchandise ordered will not be accepted by the applicable public carriers, GHE shall have the right to deliver said merchandise to a bonded warehouse for storage at the expense of the purchaser, and such delivery shall be conclusively deemed delivery of such merchandise to purchaser.
- 13. SUBSTITUTION:** GHE reserves the right to substitute materials and modify specifications. In all cases, merchandise shipped will be of equal or superior quality.
- 14. CONSIGNMENT:** GHE shall not furnish any consigned stock whatsoever. All shipments will be made in accordance with our regular terms of payment. Notations on orders such as "to be paid for when sold", "on trial", or "when satisfactory" shall not bind GHE.
- 15.** All prices, books and other material shall remain the property of the Company and are subject to its General Office on demand.
- 16. SALES POLICY:** Nothing herein shall be construed as abridging the right of the Company to sell directly or indirectly to: (1) Federal and Provincial Governments or Agencies thereof, or to Agencies employing Federal or Provincial Government Aid; (2) Purchasers who buy Company's products for sale as integral or assembled parts of their product; (3) Any other class of purchaser to whom the company may from time to time, elect to sell. No allocation of, or reference to, any territory in which any distributor, jobber or dealer operates shall be deemed exclusive.
- 17. CONDITIONS:** All sales made by GHE are subject to these conditions unless otherwise agreed in writing. In all cases of conflict between these conditions and the requirements of the purchase order, these conditions shall prevail.



GYMNASIUM & HEALTH EQUIPMENT LTD.

121 Nugget Ave. Unit B
Toronto, ON M1S 3B1

1-800-564-5708

WWW.GYM-HEALTH.COM

